



**Championship 2018 - Belgian Grand Prix**

**Francorchamps BE - Practice - Klasse 1**

Race type : Timed session best lap

Pos	N° Racer	Nat.	Make	Class	Team	Laps	Race Time	Best Lap	Lap	Diff	Gap
1	87 Durchner Stefan	DE		K1 Rooki		6	05:33.123	56.071	6	-	-
2	249 D Alessandro Denis	DE		K1 Rooki		6	05:53.336	56.469	5	00.398	00.398
3	37 Hering Maik	DE		K1 Rooki		6	05:51.211	58.201	4	02.130	01.732
4	422 Quebbeman Steffen	DE		K2 SuSp		6	05:54.376	58.244	4	02.173	00.043
5	117 Pufahl Lars	DE		K1 Rooki		7	06:06.864	59.220	6	03.149	00.976
6	421 Schurgens Daniel	DE		K1 Rooki		5	05:46.696	01:00.707	4	04.636	01.487
7	42 Neufang Norman	DE		K1 Rooki		6	06:30.473	01:01.429	6	05.358	00.722
8	19 Schnelle Dustin	DE		K1 Rooki		2	06:20.052	01:03.303	2	07.232	01.874
9	39 Johanson Mike	DE		K1 Rooki		6	06:29.333	01:04.046	4	07.975	00.743
10	212 Schiller Christian	DE		K1 Rooki		3	06:09.338	01:09.982	3	13.911	05.936
11	313 Triebs Marcel	DE		K1 Rooki		3	06:06.989	01:14.788	3	18.717	04.806

Fastest lap by 56.071 - 87 Durchner Stefan in lap 6  
date and time: 09/09/2018 - 08:10:34.848 - Average speed : 69 Km/h

Start race  
09/09/2018 08:05:01

End race  
Race running

Race Director: . . . . .

Technical Comission EST / 2Race,be

Admin: Katrien De Groof - LIVE Timing - livetiming.be

The result are provisional until the according to the Race Control



**Championship 2018 - Belgian Grand Prix**

**Francorchamps BE - Practice - Klasse 2**

Race type : Timed session best lap

Pos	N° Racer	Nat.	Make	Class	Team	Laps	Race Time	Best Lap	Lap	Diff	Gap
1	13 Sperling Sascha	DE		K2 SuSp		7	08:00.187	55.741	7	-	-
2	64 Sterk Tommie	NL		K2 SuSp		6	08:18.622	56.589	6	00.848	00.848
3	91 De Blasi Gianluca	DE		K4 SuMa		8	07:28.427	58.878	8	03.137	02.289
4	71 Freimuller Michael	DE		K2 SuSp		5	07:45.460	59.048	5	03.307	00.170
5	6 De Jong Thomas	NL		K2 SuSp		7	07:44.543	59.404	7	03.663	00.356
6	85 Dittmar Alexander	DE		K2 SuSp		7	07:46.242	01:00.332	6	04.591	00.928
7	79 Hasenberg Thomas	DE		K4 SuMa		5	08:05.507	01:01.673	5	05.932	01.341

Fastest lap by 55.741 - 13 Sperling Sascha in lap 7  
date and time: 09/09/2018 - 08:20:52.725 - Average speed : 70 Km/h

Start race  
09/09/2018 08:12:52

End race  
Race running

Race Director: . . . . .

Technical Comission EST / 2Race,be

Admin: Katrien De Groof - LIVE Timing - livetiming.be

The result are provisional until the according to the Race Control

**Championship 2018 - Belgian Grand Prix****Francorchamps BE - Practice - Klasse 3**

Race type : Timed session best lap

Pos	N° Racer	Nat.	Make	Class	Team	Laps	Race Time	Best Lap	Lap	Diff	Gap
1	58 Harder Marc	DE		K3 Exper		8	08:31.241	51.936	5	-	-
2	118 Borowski Patrick	DE		K3 Exper		5	05:10.804	52.968	5	01.032	01.032
3	54 Cotinaut Mathieu	FR		K3 Exper		9	07:54.838	52.969	7	01.033	00.001
4	16 Minnen Henk	NL		K3 Exper		9	07:41.808	53.045	9	01.109	00.076
5	7 Van Donderen Timmy	BE		K3 Exper	Thunderracing	9	07:54.436	53.268	9	01.332	00.223
6	25 Dersch Nils	DE		K3 Exper		7	06:34.712	53.652	6	01.716	00.384
7	169 Ong Yannick	NL		K3 Exper		7	06:32.638	54.683	5	02.747	01.031
8	111 Pohl Kevin	DE		K3 Exper		5	04:10.855	54.743	5	02.807	00.060
9	18 Bruggeshemke Marc	DE		K3 Exper		4	07:58.172	56.767	4	04.831	02.024
10	87 Roufs Sarik	NL		K3 Exper		3	08:30.957	57.014	3	05.078	00.247
11	13 Van Liere Jeroen	NL		Scooter		6	07:47.983	59.383	6	07.447	02.369
12	5 Kill Edwin	NL		Scooter		4	07:59.926	59.990	4	08.054	00.607
13	30 Brouwer Joost	NL		Scooter		1	04:01.656	00.000	0	-	-
14	6 Fourrez Cyril	BE		K3 Exper		1	02:04.211	00.000	0	-	-

Fastest lap by 51.936 - 58 Harder Marc in lap 5  
date and time: 09/09/2018 - 08:28:06.666 - Average speed : 75 Km/hStart race 09/09/2018 08:22:27  
End race 09/09/2018 08:31:08

Race Director: . . . . .

Technical Comission EST / 2Race,be

Admin: Katrien De Groof - LIVE Timing - livetiming.be

The result are provisional until the according to the Race Control

**Championship 2018 - Belgian Grand Prix****Francorchamps BE - Practice - Klasse 4**

Race type : Timed session best lap

Pos	N° Racer	Nat.	Make	Class	Team	Laps	Race Time	Best Lap	Lap	Diff	Gap
1	84 Van Den Goorbergh Zonta	NL		Moto 4		9	08:08.222	54.229	8	-	-
2	58 Leduc Adrien	BE		85sm Cu	LDC Productions	7	07:36.729	54.480	7	00.251	00.251
3	36 Vankerckhoven Michael	BE		Moto 4		9	08:16.725	54.997	8	00.768	00.517
4	18 Pas Jeffrey	NL		Moto 4	Pas RT	7	06:18.969	55.162	7	00.933	00.165
5	61 Cortvrint Loic	BE		85sm Cu		8	08:00.226	55.436	5	01.207	00.274
6	8 De Backer Guilian	BE		Moto 4	Avalanche	9	08:20.574	55.484	9	01.255	00.048
7	161 Benali Manu	BE		85sm Cu		6	06:03.169	55.593	6	01.364	00.109
8	43 Hulin Kevin	BE		85sm Cu		8	07:38.858	55.621	6	01.392	00.028
9	44 Collard Ludo	BE		85sm Cu	Gepa	6	08:03.966	58.105	5	03.876	02.484
10	93 Herman Thomas	BE		Moto 4		8	07:42.909	01:00.213	6	05.984	02.108
11	11 Itrakis Ilias	BE		85sm Cu		2	07:41.477	01:00.615	2	06.386	00.402

Fastest lap by 54.229 - 84 Van Den Goorbergh Zonta in lap 8  
date and time: 09/09/2018 - 08:38:56.643 - Average speed : 72 Km/hStart race  
09/09/2018 08:31:44End race  
09/09/2018 08:40:16

Race Director: . . . . .

Technical Comission EST / 2Race,be

Admin: Katrien De Groof - LIVE Timing - livetiming.be

The result are provisional until the according to the Race Control



**Championship 2018 - Belgian Grand Prix**

**Francorchamps BE - Practice - Klasse 5**

Race type : Timed session best lap

Pos	N° Racer	Nat.	Make	Class	Team	Laps	Race Time	Best Lap	Lap	Diff	Gap
1	41 Dekkers Loris	BE		JuniorGP		9	07:54.824	56.440	8	-	-
2	54 Satici Galip	NL		Yam 125		8	08:08.100	57.283	8	00.843	00.843
3	14 Doornenbal Sven	NL		Yam 125		9	08:08.565	57.378	9	00.938	00.095
4	98 Vanneste Bradley	BE		Yam 125	Fietsen Vanneste	8	08:09.199	57.467	8	01.027	00.089
5	24 Chauveau Ryan	FR		MiniGP		9	08:04.142	57.519	8	01.079	00.052
6	19 Weissensee Lars	DE		JuniorGP		7	06:10.296	58.060	6	01.620	00.541
7	52 Caenen Kjen	BE		Yam 125	Sure RT	8	07:36.335	58.861	8	02.421	00.801
8	37 Heyndrickx Thibault	BE		MiniGP		8	07:41.899	01:00.225	8	03.785	01.364
9	116 Treinen Andreas	BE		MiniGP		8	07:38.152	01:00.234	8	03.794	00.009
10	93 Hannot Olivio	BE		JuniorGP		8	07:37.759	01:00.293	7	03.853	00.059
11	35 De Groof Lloyd	BE		Yam 125	VDR Valkerij	5	07:53.669	01:02.233	5	05.793	01.940
12	16 Lallemand Jonathan	BE		MiniGP		8	08:16.497	01:03.307	8	06.867	01.074
13	55 Dufrane Hugo	BE		JuniorGP		8	08:00.336	01:04.004	7	07.564	00.697
14	5 Jackers Yoann	BE		MiniGP		3	03:58.684	01:12.861	2	16.421	08.857

Fastest lap by 56.440 - 41 Dekkers Loris in lap 8  
date and time: 09/09/2018 - 08:49:41.989 - Average speed : 69 Km/h

Start race 09/09/2018 08:42:44  
End race 09/09/2018 08:51:08

Race Director: . . . . .

Technical Comission EST / 2Race,be

Admin: Katrien De Groof - LIVE Timing - livetiming.be

The result are provisional until the according to the Race Control



**Championship 2018 - Belgian Grand Prix**

**Francorchamps BE - Practice - Klasse 6**

Race type : Timed session best lap

Pos	N° Racer	Nat.	Make	Class	Team	Laps	Race Time	Best Lap	Lap	Diff	Gap
1	68 Van Den Borne Jeroen	NL		RR		8	06:44.062	51.165	6	-	-
2	1 Van Hove Johan	BE		RR	Primoracing	8	08:29.172	52.167	6	01.002	01.002
3	11 Gouw Maikel	NL		RR		8	08:15.007	52.832	8	01.667	00.665
4	36 Cools Niels	BE		RR		10	08:33.050	53.187	6	02.022	00.355
5	29 Roels Frank	BE		RR	MXD Racing	9	08:15.622	53.207	9	02.042	00.020
6	99 Buytaert Wim	BE		RR		5	07:56.964	54.127	5	02.962	00.920
7	3 Clemente Gerardo	BE		RR		8	07:39.577	01:00.962	8	09.797	06.835

Fastest lap by 51.165 - 68 Van Den Borne Jeroen in lap 6  
date and time: 09/09/2018 - 08:56:39.552 - Average speed : 76 Km/h

Start race 09/09/2018 08:51:41  
End race 09/09/2018 09:00:29

Race Director: . . . . .

Technical Comission EST / 2Race,be

Admin: Katrien De Groof - LIVE Timing - livetiming.be

The result are provisional until the according to the Race Control



**Championship 2018 - Belgian Grand Prix**

**Francorchamps BE - Practice - Klasse 7**

Race type : Timed session best lap

Pos	N° Racer	Nat.	Make	Class	Team	Laps	Race Time	Best Lap	Lap	Diff	Gap
1	7 Mahoudeau Axel	FR		GP-10		7	07:54.290	01:10.439	5	-	-
2	7 Titart Alexis	BE		HC		6	07:17.217	01:15.094	6	04.655	04.655
3	887 Pipart Tom	BE		FEP		6	07:18.078	01:16.181	4	05.742	01.087
4	8 Daubechies Luca	BE		GP-10		7	08:20.200	01:16.351	7	05.912	00.170
5	5 Masson Miro	BE		Pocket JR		5	07:39.057	01:17.582	5	07.143	01.231
6	17 Hannot Tiziano	BE		FEP		7	08:14.675	01:17.603	4	07.164	00.021
7	4 Durant Clement	BE		FEP		6	07:35.994	01:23.330	4	12.891	05.727
8	112 Knop Josi	DE		GP-10		6	08:07.309	01:30.862	5	20.423	07.532
9	93 Cortvrint Leny	BE		FEP		5	08:07.296	01:52.639	3	42.200	21.777

Fastest lap by 01:10.439 - 7 Mahoudeau Axel in lap 5 date and time: 09/09/2018 - 09:06:25.527 - Average speed : 55 Km/h	Start race 09/09/2018 09:00:56	End race 09/09/2018 09:09:20
--	-----------------------------------	---------------------------------

Race Director: . . . . .

Technical Comission EST / 2Race,be

Admin: Katrien De Groof - LIVE Timing - livetiming.be

The result are provisional until the according to the Race Control

**Championship 2018 - Belgian Grand Prix****Francorchamps BE - Chrono 1 - Klasse 1**

Race type : Timed session best lap

Pos	N° Racer	Nat.	Make	Class	Team	Laps	Race Time	Best Lap	Lap	Diff	Gap
1	87 Durchner Stefan	DE		K1 Rooki		11	10:07.719	54.797	3	-	-
2	33 Schmitt Carsten	DE		K1 Rooki		10	09:33.262	55.168	8	00.371	00.371
3	249 D Alessandro Denis	DE		K1 Rooki		10	09:26.487	55.377	8	00.580	00.209
4	421 Schurgens Daniel	DE		K1 Rooki		10	09:38.947	55.506	8	00.709	00.129
5	19 Schnelle Dustin	DE		K1 Rooki		10	09:52.796	56.014	10	01.217	00.508
6	143 De Wit Lorenz	DE		K1 Rooki		10	09:44.857	56.301	9	01.504	00.287
7	422 Quebbeman Steffen	DE		K1 Rooki		10	09:32.391	57.446	7	02.649	01.145
8	123 Heckel Nick	DE		K1 Rooki		9	09:00.158	58.102	7	03.305	00.656
9	10 Hafke Rainer	DE		K1 Rooki		9	09:19.017	58.104	9	03.307	00.002
10	42 Neufang Norman	DE		K1 Rooki		10	10:02.100	58.417	10	03.620	00.313
11	117 Pufahl Lars	DE		K1 Rooki		9	09:19.681	58.957	9	04.160	00.540
12	54 Vanore Federico	DE		K1 Rooki		9	09:52.479	59.412	8	04.615	00.455
13	26 Alles Joshua	DE		K1 Rooki		9	09:25.188	59.612	6	04.815	00.200
14	212 Helmgies Christian	DE		K1 Rooki		9	09:25.303	59.645	9	04.848	00.033
15	37 Hering Maik	DE		K1 Rooki		3	02:59.027	59.727	3	04.930	00.082
16	313 Triebs Marcel	DE		K1 Rooki		9	09:24.949	01:02.009	5	07.212	02.282
17	66 Dracht Dustin Miles	DE		K1 Rooki		9	09:44.554	01:02.718	7	07.921	00.709
18	97 Woelle Werner	DE		K1 Rooki		9	09:34.967	01:03.153	6	08.356	00.435
19	39 Johanson Mike	DE		K1 Rooki		9	09:35.899	01:03.264	6	08.467	00.111
20	212 Schiller Christian	DE		K1 Rooki		9	09:44.716	01:03.354	7	08.557	00.090
21	888 Klingenberg Nils	DE		K1 Rooki		8	09:27.677	01:06.130	3	11.333	02.776
22	4 Mayerle Michael	DE		K1 Rooki		8	09:13.050	01:06.321	8	11.524	00.191
23	8 Dekken Cody	DE		K1 Rooki		6	09:37.725	01:07.075	6	12.278	00.754
24	6 Kipping Guido	NL		K1 Rooki		8	09:46.564	01:08.794	8	13.997	01.719
25	92 Wolle Max	DE		K1 Rooki		8	09:41.414	01:10.271	8	15.474	01.477

Fastest lap by 54.797 - 87 Durchner Stefan in lap 3  
date and time: 09/09/2018 - 09:12:31.032 - Average speed : 71 Km/hStart race 09/09/2018 09:09:49  
End race 09/09/2018 09:20:05

Race Director: . . . . .

Technical Comission EST / 2Race,be

Admin: Katrien De Groof - LIVE Timing - livetiming.be

The result are provisional until the according to the Race Control



**Championship 2018 - Belgian Grand Prix****Francorchamps BE - Chrono 1 - Klasse 2**

Race type : Timed session best lap

Pos	N° Racer	Nat.	Make	Class	Team	Laps	Race Time	Best Lap	Lap	Diff	Gap
1	40 Schroder Mirko	DE		K2 SuSp		8	08:21.545	53.398	6	-	-
2	11 Falkowski Chris	DE		K2 SuSp		9	07:34.464	53.772	9	00.374	00.374
3	13 Sperling Sascha	DE		K2 SuSp		7	07:52.826	54.376	5	00.978	00.604
4	158 Van der Meij Wietze	NL		K2 SuSp		9	08:01.377	54.685	9	01.287	00.309
5	98 Richter Rene	DE		K2 SuSp		9	08:07.866	55.260	9	01.862	00.575
6	64 Sterk Tommie	NL		K2 SuSp		9	07:58.928	55.525	7	02.127	00.265
7	71 Freimuller Michael	DE		K2 SuSp		9	07:59.418	55.573	6	02.175	00.048
8	32 Apostel Gabriel	DE		K2 SuSp		9	08:19.125	55.833	9	02.435	00.260
9	6 De Jong Thomas	NL		K2 SuSp		9	08:21.055	56.255	9	02.857	00.422
10	79 Hasenberg Thomas	DE		K4 SuMa		9	08:10.377	56.329	7	02.931	00.074
11	65 Sterk Guus	NL		K2 SuSp		9	08:22.491	56.900	8	03.502	00.571
12	91 De Blasi Gianluca	DE		K4 SuMa		9	08:13.705	56.927	7	03.529	00.027
13	85 Dittmar Alexander	DE		K2 SuSp		9	08:00.006	56.966	7	03.568	00.039
14	48 Kruber Florian	DE		K2 SuSp		9	08:18.896	57.133	9	03.735	00.167
15	101 Loibl Sebastian	DE		K2 SuSp		4	07:41.554	57.572	4	04.174	00.439
16	76 Beerhues Julian	DE		K2 SuSp		1	02:05.441	00.000	0	-	-

Fastest lap by 53.398 - 40 Schroder Mirko in lap 6  
date and time: 09/09/2018 - 09:27:22.848 - Average speed : 73 Km/hStart race  
09/09/2018 09:20:50End race  
09/09/2018 09:29:29

Race Director: . . . . .

Technical Comission EST / 2Race,be

Admin: Katrien De Groof - LIVE Timing - livetiming.be

The result are provisional until the according to the Race Control

**Championship 2018 - Belgian Grand Prix****Francorchamps BE - Chrono 1 - Klasse 3**

Race type : Timed session best lap

Pos	N° Racer	Nat.	Make	Class	Team	Laps	Race Time	Best Lap	Lap	Diff	Gap
1	87 Roufs Sarik	NL		K3 Exper		12	09:47.224	50.500	10	-	-
2	7 Van Donderen Timmy	BE		K3 Exper	Thunderracing	12	10:08.375	50.858	11	00.358	00.358
3	58 Harder Marc	DE		K3 Exper		10	09:47.768	50.890	5	00.390	00.032
4	54 Cotinaut Mathieu	FR		K3 Exper		8	06:31.156	51.546	7	01.046	00.656
5	16 Minnen Henk	NL		K3 Exper		12	10:00.232	51.651	11	01.151	00.105
6	111 Pohl Kevin	DE		K3 Exper		11	09:22.012	52.012	10	01.512	00.361
7	25 Dersch Nils	DE		K3 Exper		8	07:41.383	52.185	5	01.685	00.173
8	118 Borowski Patrick	DE		K3 Exper		3	02:21.656	52.187	3	01.687	00.002
9	169 Ong Yannick	NL		K3 Exper		9	07:41.918	52.261	9	01.761	00.074
10	96 Lukas Andreas	DE		K3 Exper		9	09:48.561	52.707	8	02.207	00.446
11	5 Kill Edwin	NL		Scooter		8	08:53.571	52.854	8	02.354	00.147
12	18 Bruggeshemke Marc	DE		K3 Exper		11	10:09.197	52.935	9	02.435	00.081
13	13 Van Liere Jeroen	NL		Scooter		9	09:20.742	57.456	6	06.956	04.521
14	30 Brouwer Joost	NL		Scooter		7	06:30.985	58.384	6	07.884	00.928
15	6 Fourrez Cyril	BE		K3 Exper		2	03:26.682	03:13.556	2	02:23.056	02:15.172


Fastest lap by 50.500 - 87 Roufs Sarik in lap 10  
date and time: 09/09/2018 - 09:38:10.347 - Average speed : 77 Km/hStart race  
09/09/2018 09:30:04End race  
09/09/2018 09:40:28

Race Director: . . . . .

Technical Comission EST / 2Race,be

Admin: Katrien De Groof - LIVE Timing - livetiming.be

The result are provisional until the according to the Race Control

**Championship 2018 - Belgian Grand Prix****Francorchamps BE - Chrono 1 - Klasse 4**

Race type : Timed session best lap

Pos	N° Racer	Nat.	Make	Class	Team	Laps	Race Time	Best Lap	Lap	Diff	Gap
1	58 Leduc Adrien	BE		85sm Cu	LDC Productions	7	10:32.267	52.557	6	-	-
2	41 Van Bael Eric	BE		85sm Cu		6	10:36.692	52.775	6	00.218	00.218
3	18 Pas Jeffrey	NL		Moto 4	Pas RT	5	10:31.997	53.423	5	00.866	00.648
4	161 Benali Manu	BE		85sm Cu		7	10:36.304	53.460	6	00.903	00.037
5	31 Badie Levi	BE		85sm Cu		4	10:41.551	54.145	4	01.588	00.685
6	84 Van Den Goorbergh Zonta	NL		Moto 4		6	09:38.758	54.260	6	01.703	00.115
7	61 Cortvrint Loic	BE		85sm Cu		7	10:41.578	54.361	7	01.804	00.101
8	36 Vankerckhoven Michael	BE		Moto 4		6	10:36.178	54.390	5	01.833	00.029
9	11 Itrakis Illias	BE		85sm Cu		7	10:37.745	54.498	7	01.941	00.108
10	43 Hulin Kevin	BE		85sm Cu		7	10:43.261	54.535	7	01.978	00.037
11	8 De Backer Guilian	BE		Moto 4	Avalanche	6	10:49.420	56.576	6	04.019	02.041
12	25 Caenen Mike	BE		85sm Cu	Sure RT	5	10:52.798	57.170	5	04.613	00.594
13	44 Collard Ludo	BE		85sm Cu	Gepa	6	10:54.929	57.774	5	05.217	00.604
14	38 Sente Jerome	BE		85sm Cu	KTM Belgium	6	10:56.285	59.691	5	07.134	01.917
15	93 Herman Thomas	BE		Moto 4		6	10:52.485	59.994	6	07.437	00.303
16	79 Louppe Romain	BE		85sm Cu	LMW Racing	1	15.757	00.000	0	-	-

Fastest lap by 52.557 - 58 Leduc Adrien in lap 6  
date and time: 09/09/2018 - 09:50:48.852 - Average speed : 74 Km/hStart race 09/09/2018 09:41:09  
End race 09/09/2018 09:52:21

Race Director: . . . . .

Technical Comission EST / 2Race,be

Admin: Katrien De Groof - LIVE Timing - livetiming.be

The result are provisional until the according to the Race Control

**Championship 2018 - Belgian Grand Prix****Francorchamps BE - Chrono 1 - Klasse 5**

Race type : Timed session best lap

Pos	N° Racer	Nat.	Make	Class	Team	Laps	Race Time	Best Lap	Lap	Diff	Gap
1	41 Dekkers Loris	BE		JuniorGP		9	07:37.344	55.094	7	-	-
2	54 Satici Galip	NL		Yam 125		9	08:02.894	55.212	6	00.118	00.118
3	31 Badie Levi	BE		Yam 125		7	07:33.717	55.858	7	00.764	00.646
4	52 Caenen Kjen	BE		Yam 125	Sure RT	8	07:29.301	56.075	7	00.981	00.217
5	24 Chauveau Ryan	FR		MiniGP		9	07:46.748	56.256	8	01.162	00.181
6	14 Doornenbal Sven	NL		Yam 125		9	07:50.651	56.480	8	01.386	00.224
7	98 Vanneste Bradley	BE		Yam 125	Fietsen Vanneste	9	08:10.599	57.472	9	02.378	00.992
8	19 Weissensee Lars	DE		JuniorGP		7	07:23.923	57.516	5	02.422	00.044
9	158 Brzeski Nils	DE		MiniGP		9	08:07.643	57.839	8	02.745	00.323
10	37 Heyndrickx Thibault	BE		MiniGP		8	07:23.286	58.065	8	02.971	00.226
11	35 De Groof Lloyd	BE		Yam 125	VDR Valkerij	8	07:44.936	58.071	7	02.977	00.006
12	5 Rappe Apolline	BE		MiniGP		8	07:19.938	58.723	6	03.629	00.652
13	116 Treinen Andreas	BE		MiniGP		8	07:23.117	59.286	6	04.192	00.563
14	93 Hannot Olivio	BE		JuniorGP		8	07:15.768	59.511	8	04.417	00.225
15	12 Louppe Thomas	BE		Yam 125		8	07:29.079	59.758	8	04.664	00.247
16	16 Lallemand Jonathan	BE		MiniGP		8	07:28.632	59.992	8	04.898	00.234
17	55 Dufrane Hugo	BE		JuniorGP		8	07:46.716	01:03.234	8	08.140	03.242
18	26 Calcus Kevin	BE		JuniorGP	Philman Team	8	07:47.318	01:03.681	7	08.587	00.447
19	5 Jackers Yoann	BE		MiniGP		1	17.810	00.000	0	-	-

Fastest lap by 55.094 - 41 Dekkers Loris in lap 7  
date and time: 09/09/2018 - 09:59:40.371 - Average speed : 71 Km/hStart race 09/09/2018 09:53:56  
End race 09/09/2018 10:02:11

Race Director: . . . . .

Technical Comission EST / 2Race,be

Admin: Katrien De Groof - LIVE Timing - livetiming.be

The result are provisional until the according to the Race Control



## Championship 2018 - Belgian Grand Prix

## Francorchamps BE - Chrono 1 - Klasse 6

Race type : Timed session best lap

Pos	N° Racer	Nat.	Make	Class	Team	Laps	Race Time	Best Lap	Lap	Diff	Gap
1	68 Van Den Borne Jeroen	NL		RR		10	08:04.195	50.908	5	-	-
2	11 Gouw Maikel	NL		RR		10	08:04.993	51.013	10	00.105	00.105
3	1 Van Hove Johan	BE		RR	Primoracing	10	08:04.641	51.297	10	00.389	00.284
4	99 Buytaert Wim	BE		RR		9	08:03.826	51.626	7	00.718	00.329
5	29 Roels Frank	BE		RR	MXD Racing	10	08:09.003	51.784	7	00.876	00.158
6	36 Cools Niels	BE		RR		10	08:08.561	52.397	6	01.489	00.613
7	3 Clemente Gerardo	BE		RR		9	08:19.552	58.626	9	07.718	06.229

Fastest lap by 50.908 - 68 Van Den Borne Jeroen in lap 5  
date and time: 09/09/2018 - 10:06:32.952 - Average speed : 77 Km/h

Start race 09/09/2018 10:02:46  
End race 09/09/2018 10:11:11

Race Director: . . . . .

Technical Comission EST / 2Race,be

Admin: Katrien De Groof - LIVE Timing - livetiming.be

The result are provisional until the according to the Race Control

**Championship 2018 - Belgian Grand Prix****Francorchamps BE - Chrono 1 - Klasse 7**

Race type : Timed session best lap

Pos	N° Racer	Nat.	Make	Class	Team	Laps	Race Time	Best Lap	Lap	Diff	Gap
1	24 Prunier Gaetan	FR		GP-10		4	06:53.356	01:00.424	3	-	-
2	7 Mahoudeau Axel	FR		GP-10		6	06:21.257	01:07.398	6	06.974	06.974
3	8 Daubechies Luca	BE		GP-10		6	06:32.859	01:10.716	6	10.292	03.318
4	5 Masson Miro	BE		Pocket JR		6	06:31.779	01:12.319	5	11.895	01.603
5	7 Titart Alexis	BE		HC		6	06:38.546	01:14.674	4	14.250	02.355
6	887 Pipart Tom	BE		FEP		6	06:39.464	01:14.966	3	14.542	00.292
7	17 Hannot Tiziano	BE		FEP		6	06:41.099	01:15.584	4	15.160	00.618
8	4 Durant Clement	BE		FEP		6	06:57.758	01:16.957	6	16.533	01.373
9	112 Knop Josi	DE		GP-10		5	06:16.858	01:29.563	4	29.139	12.606
10	93 Cortvrint Leny	BE		FEP		5	06:50.123	01:34.797	5	34.373	05.234

Fastest lap by 01:00.424 - 24 Prunier Gaetan in lap 3  
date and time: 09/09/2018 - 10:17:42.859 - Average speed : 64 Km/hStart race 09/09/2018 10:11:50  
End race 09/09/2018 10:18:59

Race Director: . . . . .

Technical Comission EST / 2Race,be

Admin: Katrien De Groof - LIVE Timing - livetiming.be

The result are provisional until the according to the Race Control



# Championship 2018 - Belgian Grand Prix

# Francorchamps BE - Chrono 2 - Klasse 1

Race type : Timed session best lap

Pos	N° Racer	Nat.	Make	Class	Team	Laps	Race Time	Best Lap	Lap	Diff	Gap
1	33 Schmitt Carsten	DE		K1	Rooki	10	08:39.149	54.176	8	-	-
2	87 Durchner Stefan	DE		K1	Rooki	9	07:41.907	54.378	5	00.202	00.202
3	143 De Wit Lorenz	DE		K1	Rooki	10	08:42.037	54.899	7	00.723	00.521
4	19 Schnelle Dustin	DE		K1	Rooki	10	08:58.308	55.072	7	00.896	00.173
5	249 D Alessandro Denis	DE		K1	Rooki	10	08:37.791	55.193	5	01.017	00.121
6	422 Quebbeman Steffen	DE		K1	Rooki	10	08:40.172	55.323	5	01.147	00.130
7	421 Schurgens Daniel	DE		K1	Rooki	10	08:54.088	56.122	5	01.946	00.799
8	123 Heckel Nick	DE		K1	Rooki	10	08:52.780	56.518	8	02.342	00.396
9	54 Vanore Federico	DE		K1	Rooki	9	08:13.888	57.215	8	03.039	00.697
10	47 Huskes Sasha	DE		K1	Rooki	9	08:09.903	57.290	6	03.114	00.075
11	26 Alles Joshua	DE		K1	Rooki	9	08:17.426	57.527	8	03.351	00.237
12	37 Hering Maik	DE		K1	Rooki	6	05:19.441	57.687	5	03.511	00.160
13	212 Helmgies Christian	DE		K1	Rooki	9	08:13.018	57.917	8	03.741	00.230
14	117 Pufahl Lars	DE		K1	Rooki	9	08:54.803	58.261	6	04.085	00.344
15	10 Hafke Rainer	DE		K1	Rooki	9	08:26.980	58.279	5	04.103	00.018
16	42 Neufang Norman	DE		K1	Rooki	7	06:25.966	58.553	7	04.377	00.274
17	39 Johanson Mike	DE		K1	Rooki	9	08:31.126	59.328	8	05.152	00.775
18	66 Dracht Dustin Miles	DE		K1	Rooki	9	08:33.290	01:00.263	7	06.087	00.935
19	313 Triebs Marcel	DE		K1	Rooki	9	08:40.374	01:00.692	7	06.516	00.429
20	97 Woelle Werner	DE		K1	Rooki	8	07:55.840	01:01.988	4	07.812	01.296
21	411 Schiller Christian	DE		K1	Rooki	8	07:47.888	01:02.123	7	07.947	00.135
22	8 Dekken Cody	DE		K1	Rooki	8	08:09.552	01:04.308	4	10.132	02.185
23	4 Mayerle Michael	DE		K1	Rooki	8	08:12.331	01:04.428	7	10.252	00.120
24	92 Wolle Max	DE		K1	Rooki	7	07:55.764	01:11.225	6	17.049	06.797
25	6 Kipping Guido	NL		K1	Rooki	1	23.870	00.000	0	-	-

Fastest lap by 54.176 - 33 Schmitt Carsten in lap 8  
 date and time: 09/09/2018 - 10:27:27.303 - Average speed : 72 Km/h

Start race 09/09/2018 10:20:41  
 End race 09/09/2018 10:29:50

Race Director: . . . . .

Technical Commission EST / 2Race.be

Admin: Katrien De Groof - LIVE Timing - livetiming.be

The result are provisional until the according to the Race Control

**Championship 2018 - Belgian Grand Prix****Francorchamps BE - Chrono 2 - Klasse 2**

Race type : Timed session best lap

Pos	N° Racer	Nat.	Make	Class	Team	Laps	Race Time	Best Lap	Lap	Diff	Gap
1	11 Falkowski Chris	DE		K2 SuSp		8	10:02.051	53.171	8	-	-
2	40 Schroder Mirko	DE		K2 SuSp		11	10:18.648	53.447	10	00.276	00.276
3	76 Beerhues Julian	DE		K2 SuSp		11	10:27.262	53.492	11	00.321	00.045
4	158 Van der Meij Wietze	NL		K2 SuSp		11	10:22.122	53.557	11	00.386	00.065
5	13 Sperling Sascha	DE		K2 SuSp		10	10:30.891	53.828	3	00.657	00.271
6	64 Sterk Tommie	NL		K2 SuSp		10	09:44.643	54.129	10	00.958	00.301
7	71 Freimuller Michael	DE		K2 SuSp		10	09:52.573	54.295	10	01.124	00.166
8	98 Richter Rene	DE		K2 SuSp		7	06:59.869	54.462	7	01.291	00.167
9	32 Apostel Gabriel	DE		K2 SuSp		10	09:42.298	54.492	10	01.321	00.030
10	65 Sterk Guus	NL		K2 SuSp		10	09:53.388	54.891	10	01.720	00.399
11	79 Hasenberg Thomas	DE		K4 SuMa		7	10:20.201	55.196	5	02.025	00.305
12	85 Dittmar Alexander	DE		K2 SuSp		10	10:01.858	55.551	10	02.380	00.355
13	48 Kruber Florian	DE		K2 SuSp		10	09:54.223	55.572	10	02.401	00.021
14	101 Loibl Sebastian	DE		K2 SuSp		10	10:01.615	55.592	10	02.421	00.020
15	6 De Jong Thomas	NL		K2 SuSp		10	09:58.590	56.672	6	03.501	01.080
16	91 De Blasi Gianluca	DE		K4 SuMa		7	10:05.793	57.083	6	03.912	00.411

Fastest lap by 53.171 - 11 Falkowski Chris in lap 8  
date and time: 09/09/2018 - 10:42:12.295 - Average speed : 73 Km/hStart race  
09/09/2018 10:32:10End race  
09/09/2018 10:42:46

Race Director: . . . . .

Technical Comission EST / 2Race,be

Admin: Katrien De Groof - LIVE Timing - livetiming.be

The result are provisional until the according to the Race Control



**Championship 2018 - Belgian Grand Prix****Francorchamps BE - Chrono 2 - Klasse 3**

Race type : Timed session best lap

Pos	N° Racer	Nat.	Make	Class	Team	Laps	Race Time	Best Lap	Lap	Diff	Gap
1	87 Roufs Sarik	NL		K3 Exper		9	07:10.911	49.918	9	-	-
2	7 Van Donderen Timmy	BE		K3 Exper	Thunderracing	10	08:03.244	50.242	9	00.324	00.324
3	58 Harder Marc	DE		K3 Exper		9	07:14.312	50.716	7	00.798	00.474
4	54 Cotinaut Mathieu	FR		K3 Exper		9	07:30.404	50.843	9	00.925	00.127
5	16 Minnen Henk	NL		K3 Exper		10	08:12.581	51.419	8	01.501	00.576
6	118 Borowski Patrick	DE		K3 Exper		8	06:47.485	51.625	4	01.707	00.206
7	25 Dersch Nils	DE		K3 Exper		8	06:29.317	51.655	7	01.737	00.030
8	96 Lukas Andreas	DE		K3 Exper		6	04:49.883	51.911	4	01.993	00.256
9	111 Pohl Kevin	DE		K3 Exper		8	06:50.701	52.131	5	02.213	00.220
10	18 Bruggeshemke Marc	DE		K3 Exper		9	07:39.540	52.286	8	02.368	00.155
11	169 Ong Yannick	NL		K3 Exper		8	06:59.932	52.734	8	02.816	00.448
12	5 Kill Edwin	NL		Scooter		9	08:14.030	52.812	5	02.894	00.078
13	13 Van Liere Jeroen	NL		Scooter		7	07:55.754	56.373	5	06.455	03.561
14	6 Fourrez Cyril	BE		K3 Exper		8	07:23.974	57.652	6	07.734	01.279
15	30 Brouwer Joost	NL		Scooter		7	06:41.980	58.096	7	08.178	00.444

Fastest lap by 49.918 - 87 Roufs Sarik in lap 9  
date and time: 09/09/2018 - 10:50:47.276 - Average speed : 78 Km/hStart race 09/09/2018 10:43:36  
End race 09/09/2018 10:51:56

Race Director: . . . . .

Technical Comission EST / 2Race,be

Admin: Katrien De Groof - LIVE Timing - livetiming.be

The result are provisional until the according to the Race Control



## Championship 2018 - Belgian Grand Prix

## Francorchamps BE - Chrono 2 - Klasse 4

Race type : Timed session best lap

Pos	N° Racer	Nat.	Make	Class	Team	Laps	Race Time	Best Lap	Lap	Diff	Gap
1	84 Van Den Goorbergh Zonta	NL		Moto 4		10	08:08.209	51.313	5	-	-
2	41 Van Bael Eric	BE		85sm Cu		9	07:43.970	51.709	6	00.396	00.396
3	31 Badie Levi	BE		85sm Cu		7	06:15.791	51.795	6	00.482	00.086
4	58 Leduc Adrien	BE		85sm Cu	LDC Productions	8	06:27.533	51.994	6	00.681	00.199
5	161 Benali Manu	BE		85sm Cu		10	08:22.284	52.383	4	01.070	00.389
6	18 Pas Jeffrey	NL		Moto 4	Pas RT	9	07:54.924	52.596	7	01.283	00.213
7	79 Louppe Romain	BE		85sm Cu	LMW Racing	10	08:32.210	53.278	7	01.965	00.682
8	11 Iatrakis Ilias	BE		85sm Cu		8	07:44.171	53.422	6	02.109	00.144
9	36 Vankerckhoven Michael	BE		Moto 4		9	07:38.106	53.622	7	02.309	00.200
10	43 Hulin Kevin	BE		85sm Cu		9	07:40.652	53.743	8	02.430	00.121
11	61 Cortvrint Loic	BE		85sm Cu		9	07:45.126	53.828	6	02.515	00.085
12	25 Caenen Mike	BE		85sm Cu	Sure RT	9	07:48.893	54.457	4	03.144	00.629
13	8 De Backer Guilian	BE		Moto 4	Avalanche	9	07:56.780	55.707	5	04.394	01.250
14	44 Collard Ludo	BE		85sm Cu	Gepa	9	08:11.246	56.575	9	05.262	00.868
15	38 Sente Jerome	BE		85sm Cu	KTM Belgium	9	08:15.710	58.158	9	06.845	01.583
16	93 Herman Thomas	BE		Moto 4		8	07:40.415	59.060	7	07.747	00.902

Fastest lap by 51.313 - 84 Van Den Goorbergh Zonta in lap 5  
date and time: 09/09/2018 - 10:56:27.199 - Average speed : 76 Km/h


Start race 09/09/2018 10:52:39  
End race 09/09/2018 11:01:13

Race Director: . . . . .

Technical Comission EST / 2Race,be

Admin: Katrien De Groof - LIVE Timing - livetiming.be

The result are provisional until the according to the Race Control

**Championship 2018 - Belgian Grand Prix****Francorchamps BE - Chrono 2 - Klasse 5**

Race type : Timed session best lap

Pos	N° Racer	Nat.	Make	Class	Team	Laps	Race Time	Best Lap	Lap	Diff	Gap
1	54 Satici Galip	NL		Yam 125		7	08:06.712	54.884	7	-	-
2	31 Badie Levi	BE		Yam 125		7	08:19.522	54.930	4	00.046	00.046
3	41 Dekkers Loris	BE		JuniorGP		8	08:41.080	55.454	7	00.570	00.524
4	52 Caenen Kjen	BE		Yam 125	Sure RT	6	07:01.122	55.618	6	00.734	00.164
5	12 Louppe Thomas	BE		Yam 125		7	07:57.203	56.307	6	01.423	00.689
6	24 Chauveau Ryan	FR		MiniGP		7	07:58.918	56.327	5	01.443	00.020
7	98 Vanneste Bradley	BE		Yam 125	Fietsen Vanneste	7	07:56.983	56.462	4	01.578	00.135
8	35 De Groof Lloyd	BE		Yam 125	VDR Valkerij	7	07:57.669	56.576	6	01.692	00.114
9	14 Doornenbal Sven	NL		Yam 125		7	07:56.890	56.970	6	02.086	00.394
10	19 Weissensee Lars	DE		JuniorGP		7	07:56.696	57.364	4	02.480	00.394
11	158 Brzeski Nils	DE		MiniGP		7	08:04.731	57.729	6	02.845	00.365
12	37 Heyndrickx Thibault	BE		MiniGP		7	08:18.845	57.883	7	02.999	00.154
13	116 Treinen Andreas	BE		MiniGP		7	08:19.274	58.557	7	03.673	00.674
14	93 Hannot Olivio	BE		JuniorGP		7	08:21.830	59.500	6	04.616	00.943
15	16 Lallemand Jonathan	BE		MiniGP		7	08:37.732	01:01.206	7	06.322	01.706
16	5 Jackers Yoann	BE		MiniGP		5	07:55.760	01:01.210	5	06.326	00.004
17	26 Calcus Kevin	BE		JuniorGP	Philman Team	7	08:39.723	01:03.021	7	08.137	01.811
18	55 Dufrane Hugo	BE		JuniorGP		7	08:41.757	01:03.190	7	08.306	00.169

Fastest lap by 54.884 - 54 Satici Galip in lap 7  
date and time: 09/09/2018 - 11:10:44.857 - Average speed : 71 Km/hStart race 09/09/2018 11:02:38  
End race 09/09/2018 11:11:27

Race Director: . . . . .

Technical Comission EST / 2Race,be

Admin: Katrien De Groof - LIVE Timing - livetiming.be

The result are provisional until the according to the Race Control



## Championship 2018 - Belgian Grand Prix

## Francorchamps BE - Chrono 2 - Klasse 6

Race type : Timed session best lap

Pos	N° Racer	Nat.	Make	Class	Team	Laps	Race Time	Best Lap	Lap	Diff	Gap
1	68 Van Den Borne Jeroen	NL		RR		8	06:27.439	50.205	8	-	-
2	99 Buytaert Wim	BE		RR		10	08:05.597	50.958	5	00.753	00.753
3	11 Gouw Maikel	NL		RR		10	08:04.824	50.969	5	00.764	00.011
4	29 Roels Frank	BE		RR	MXD Racing	10	08:05.267	51.242	6	01.037	00.273
5	1 Van Hove Johan	BE		RR	Primoracing	10	07:58.363	51.256	9	01.051	00.014
6	36 Cools Niels	BE		RR		10	08:10.168	52.463	9	02.258	01.207
7	3 Clemente Gerardo	BE		RR		9	08:00.244	57.388	5	07.183	04.925

Fastest lap by 50.205 - 68 Van Den Borne Jeroen in lap 8  
date and time: 09/09/2018 - 11:18:42.398 - Average speed : 78 Km/h

Start race 09/09/2018 11:12:14  
End race 09/09/2018 11:20:29

Race Director: . . . . .

Technical Comission EST / 2Race,be

Admin: Katrien De Groof - LIVE Timing - livetiming.be

The result are provisional until the according to the Race Control



## Championship 2018 - Belgian Grand Prix

## Francorchamps BE - Chrono 2 - Klasse 7

Race type : Timed session best lap

Pos	N° Racer	Nat.	Make	Class	Team	Laps	Race Time	Best Lap	Lap	Diff	Gap
1	24 Prunier Gaetan	FR		GP-10		7	06:46.839	59.883	5	-	-
2	7 Mahoudeau Axel	FR		GP-10		7	07:13.360	01:05.125	3	05.242	05.242
3	5 Masson Miro	BE		Pocket JR		6	06:46.565	01:09.319	5	09.436	04.194
4	7 Titart Alexis	BE		HC		7	07:39.791	01:09.413	7	09.530	00.094
5	8 Daubechies Luca	BE		GP-10		7	07:39.717	01:10.034	7	10.151	00.621
6	26 Calcus Kevin	BE		FEP		5	05:22.777	01:10.113	5	10.230	00.079
7	12 Bosmans Nathan	BE		Pocket JR		6	06:45.935	01:12.049	4	12.166	01.936
8	17 Hannot Tiziano	BE		FEP		6	06:41.301	01:13.731	5	13.848	01.682
9	887 Pipart Tom	BE		FEP		6	06:42.125	01:14.302	5	14.419	00.571
10	4 Durant Clement	BE		FEP		6	06:56.826	01:14.732	5	14.849	00.430
11	112 Knop Josi	DE		GP-10		6	07:33.527	01:23.555	3	23.672	08.823
12	93 Cortvrint Leny	BE		FEP		5	06:49.490	01:32.301	5	32.418	08.746

Fastest lap by 59.883 - 24 Prunier Gaetan in lap 5  
date and time: 09/09/2018 - 11:25:57.485 - Average speed : 65 Km/h


Start race 09/09/2018 11:21:15  
End race 09/09/2018 11:29:19

Race Director: . . . . .

Technical Comission EST / 2Race,be

Admin: Katrien De Groof - LIVE Timing - livetiming.be

The result are provisional until the according to the Race Control

**Championship 2018 - Belgian Grand Prix****Francorchamps BE - Merge Chrono Klasse 1**

Print sorted by: Best Lap


Pos	N° Racer	Chrono 1 - Klasse 1		Chrono 2 - Klasse 1		Totale	
		Best Lap	Best Lap	Best Lap	Best Lap	Best Lap	Best Lap
1	33 Schmitt Carsten	55.168	<b>54.176</b>			54.176	
2	87 Durchner Stefan	54.797	<b>54.378</b>			54.378	
3	143 De Wit Lorenz	56.301	<b>54.899</b>			54.899	
4	19 Schnelle Dustin	56.014	<b>55.072</b>			55.072	
5	249 D Alessandro Denis	55.377	<b>55.193</b>			55.193	
6	422 Quebbeman Steffen	57.446	<b>55.323</b>			55.323	
7	421 Schurgens Daniel	<b>55.506</b>	56.122			55.506	
8	123 Heckel Nick	58.102	<b>56.518</b>			56.518	
9	54 Vanore Federico	59.412	<b>57.215</b>			57.215	
10	47 Huskes Sasha		<b>57.290</b>			57.290	
11	26 Alles Joshua	59.612	<b>57.527</b>			57.527	
12	37 Hering Maik	59.727	<b>57.687</b>			57.687	
13	212 Helmgies Christian	59.645	<b>57.917</b>			57.917	
14	10 Hafke Rainer	<b>58.104</b>	58.279			58.104	
15	117 Pufahl Lars	58.957	<b>58.261</b>			58.261	
16	42 Neufang Norman	<b>58.417</b>	58.553			58.417	
17	39 Johanson Mike	01:03.264	<b>59.328</b>			59.328	
18	66 Dracht Dustin Miles	01:02.718	<b>01:00.263</b>			01:00.263	
19	313 Triebs Marcel	01:02.009	<b>01:00.692</b>			01:00.692	
20	97 Woelle Werner	01:03.153	<b>01:01.988</b>			01:01.988	
21	411 Schiller Christian	01:03.354	<b>01:02.123</b>			01:02.123	
22	8 Dekken Cody	01:07.075	<b>01:04.308</b>			01:04.308	
23	4 Mayerle Michael	01:06.321	<b>01:04.428</b>			01:04.428	
24	888 Klingenberg Nils	<b>01:06.130</b>				01:06.130	
25	6 Kipping Guido	<b>01:08.794</b>	00.000			01:08.794	
26	92 Wolle Max	<b>01:10.271</b>	01:11.225			01:10.271	



**Championship 2018 - Belgian Grand Prix****Francorchamps BE - Merge Chrono Klasse 2**

Print sorted by: Best Lap

Pos	N° Racer	Chrono 1 - Klasse 2	Chrono 2 - Klasse 2	Best Lap	Best Lap	Totale
		Best Lap	Best Lap			
1	11 Falkowski Chris	53.772	<b>53.171</b>			53.171
2	40 Schroder Mirko	<b>53.398</b>	53.447			53.398
3	76 Beerhues Julian	00.000	<b>53.492</b>			53.492
4	158 Van der Meij Wietze	54.685	<b>53.557</b>			53.557
5	13 Sperling Sascha	54.376	<b>53.828</b>			53.828
6	64 Sterk Tommie	55.525	<b>54.129</b>			54.129
7	71 Freimuller Michael	55.573	<b>54.295</b>			54.295
8	98 Richter Rene	55.260	<b>54.462</b>			54.462
9	32 Apostel Gabriel	55.833	<b>54.492</b>			54.492
10	65 Sterk Guus	56.900	<b>54.891</b>			54.891
11	79 Hasenberg Thomas	56.329	<b>55.196</b>			55.196
12	85 Dittmar Alexander	56.966	<b>55.551</b>			55.551
13	48 Kruber Florian	57.133	<b>55.572</b>			55.572
14	101 Loibl Sebastian	57.572	<b>55.592</b>			55.592
15	6 De Jong Thomas	<b>56.255</b>	56.672			56.255
16	91 De Blasi Gianluca	<b>56.927</b>	57.083			56.927

**Championship 2018 - Belgian Grand Prix****Francorchamps BE - Merge Chrono Klasse 3**

Print sorted by: Best Lap

Pos	N° Racer	Chrono 1 - Klasse 3	Chrono 2 - Klasse 3	Best Lap	Best Lap	Best Lap	Totale
		Best Lap	Best Lap				Best Lap
1	87 Roufs Sarik	50.500	<b>49.918</b>				49.918
2	7 Van Donderen Timmy	50.858	<b>50.242</b>				50.242
3	58 Harder Marc	50.890	<b>50.716</b>				50.716
4	54 Cotinaut Mathieu	51.546	<b>50.843</b>				50.843
5	16 Minnen Henk	51.651	<b>51.419</b>				51.419
6	118 Borowski Patrick	52.187	<b>51.625</b>				51.625
7	25 Dersch Nils	52.185	<b>51.655</b>				51.655
8	96 Lukas Andreas	52.707	<b>51.911</b>				51.911
9	111 Pohl Kevin	<b>52.012</b>	52.131				52.012
10	169 Ong Yannick	<b>52.261</b>	52.734				52.261
11	18 Bruggeshemke Marc	52.935	<b>52.286</b>				52.286
12	5 Kill Edwin	52.854	<b>52.812</b>				52.812
13	13 Van Liere Jeroen	57.456	<b>56.373</b>				56.373
14	6 Fourrez Cyril	03:13.556	<b>57.652</b>				57.652
15	30 Brouwer Joost	58.384	<b>58.096</b>				58.096



**Championship 2018 - Belgian Grand Prix****Francorchamps BE - Merge Chrono Klasse 4**


Print sorted by: Best Lap

Pos	N° Racer	Chrono 1 - Klasse 4	Chrono 2 - Klasse 4	Best Lap	Best Lap	Best Lap
		Best Lap	Best Lap			
1	84 Van Den Goorbergh Zonta	54.260	<b>51.313</b>			51.313
2	41 Van Bael Eric	52.775	<b>51.709</b>			51.709
3	31 Badic Levi	54.145	<b>51.795</b>			51.795
4	58 Leduc Adrien	52.557	<b>51.994</b>			51.994
5	161 Benali Manu	53.460	<b>52.383</b>			52.383
6	18 Pas Jeffrey	53.423	<b>52.596</b>			52.596
7	79 Louppe Romain	00.000	<b>53.278</b>			53.278
8	11 Iatrakis Illias	54.498	<b>53.422</b>			53.422
9	36 Vankerckhoven Michael	54.390	<b>53.622</b>			53.622
10	43 Hulin Kevin	54.535	<b>53.743</b>			53.743
11	61 Cortvrint Loic	54.361	<b>53.828</b>			53.828
12	25 Caenen Mike	57.170	<b>54.457</b>			54.457
13	8 De Backer Guilian	56.576	<b>55.707</b>			55.707
14	44 Collard Ludo	57.774	<b>56.575</b>			56.575
15	38 Sente Jerome	59.691	<b>58.158</b>			58.158
16	93 Herman Thomas	59.994	<b>59.060</b>			59.060

**Championship 2018 - Belgian Grand Prix****Francorchamps BE - Merge Chrono Klasse 5**


Print sorted by: Best Lap

Pos	N° Racer	Chrono 1 - Klasse 5	Chrono 2 - Klasse 5	Best Lap	Best Lap	Totale
		Best Lap	Best Lap			
1	54 Satici Galip	55.212	<b>54.884</b>			54.884
2	31 Badie Levi	55.858	<b>54.930</b>			54.930
3	41 Dekkers Loris	<b>55.094</b>	55.454			55.094
4	52 Caenen Kjen	56.075	<b>55.618</b>			55.618
5	24 Chauveau Ryan	<b>56.256</b>	56.327			56.256
6	12 Louppe Thomas	59.758	<b>56.307</b>			56.307
7	98 Vanneste Bradley	57.472	<b>56.462</b>			56.462
8	14 Doormenbal Sven	<b>56.480</b>	56.970			56.480
9	35 De Groof Lloyd	58.071	<b>56.576</b>			56.576
10	19 Weissensee Lars	57.516	<b>57.364</b>			57.364
11	158 Brzeski Nils	57.839	<b>57.729</b>			57.729
12	37 Heyndrickx Thibault	58.065	<b>57.883</b>			57.883
13	116 Treinen Andreas	59.286	<b>58.557</b>			58.557
14	5 Rappe Apolline	<b>58.723</b>				58.723
15	93 Hannot Olivio	59.511	<b>59.500</b>			59.500
16	16 Lallemand Jonathan	<b>59.992</b>	01:01.206			59.992
17	5 Jackers Yoann	00.000	<b>01:01.210</b>			01:01.210
18	26 Calcus Kevin	01:03.681	<b>01:03.021</b>			01:03.021
19	55 Dufrane Hugo	01:03.234	<b>01:03.190</b>			01:03.190

**Championship 2018 - Belgian Grand Prix****Francorchamps BE - Merge Chrono Klasse 6**

Print sorted by: Best Lap

Pos	N° Racer	Chrono 1 - Klasse 6	Chrono 2 - Klasse 6	Best Lap	Best Lap	Totale
		Best Lap	Best Lap			Best Lap
1	68 Van Den Borne Jeroen	50.908	<b>50.205</b>			50.205
2	99 Buytaert Wim	51.626	<b>50.958</b>			50.958
3	11 Gouw Maikel	51.013	<b>50.969</b>			50.969
4	29 Roels Frank	51.784	<b>51.242</b>			51.242
5	1 Van Hove Johan	51.297	<b>51.256</b>			51.256
6	36 Cools Niels	<b>52.397</b>	52.463			52.397
7	3 Clemente Gerardo	58.626	<b>57.388</b>			57.388

**Championship 2018 - Belgian Grand Prix****Francorchamps BE - Merge Chrono Klasse 7**

Print sorted by: Best Lap

Pos	N° Racer	Chrono 1 - Klasse 7	Chrono 2 - Klasse 7	Best Lap	Best Lap	Totale
		Best Lap	Best Lap			Best Lap
1	24 Prunier Gaetan	01:00.424	<b>59.883</b>			59.883
2	7 Mahoudeau Axel	01:07.398	<b>01:05.125</b>			01:05.125
3	5 Masson Miro	01:12.319	<b>01:09.319</b>			01:09.319
4	7 Titart Alexis	01:14.674	<b>01:09.413</b>			01:09.413
5	8 Daubechies Luca	01:10.716	<b>01:10.034</b>			01:10.034
6	26 Calcus Kevin		<b>01:10.113</b>			01:10.113
7	12 Bosmans Nathan		<b>01:12.049</b>			01:12.049
8	17 Hannot Tiziano	01:15.584	<b>01:13.731</b>			01:13.731
9	887 Pipart Tom	01:14.966	<b>01:14.302</b>			01:14.302
10	4 Durant Clement	01:16.957	<b>01:14.732</b>			01:14.732
11	112 Knop Josi	01:29.563	<b>01:23.555</b>			01:23.555
12	93 Cortvrint Leny	01:34.797	<b>01:32.301</b>			01:32.301



## Championship 2018 - Belgian Grand Prix

## Francorchamps BE - Race 1 - Klasse 1

Race type : Race(sorted by laps and time)

### Classification after 11 Laps (11,990 Km)

Pos	N° Racer	Nat.	Make	Class	Team	Laps	Race Time	Best Lap	Lap	Diff	Gap
1	33 Schmitt Carsten	DE		K1 Rooki		11	13:47.875	54.194	6	-	-
2	422 Quebbeman Steffen	DE		K1 Rooki		11	13:51.025	54.633	8	03.150	03.150
3	19 Schnelle Dustin	DE		K1 Rooki		11	13:54.783	54.721	5	06.908	03.758
4	54 Vanore Federico	DE		K1 Rooki		11	14:03.193	56.073	11	15.318	08.410
5	47 Huskes Sasha	DE		K1 Rooki		11	14:03.671	55.809	5	15.796	00.478
6	123 Heckel Nick	DE		K1 Rooki		11	14:08.826	56.228	5	20.951	05.155
7	26 Alles Joshua	DE		K1 Rooki		11	14:21.831	57.069	5	33.956	13.005
8	10 Hafke Rainer	DE		K1 Rooki		11	14:27.048	57.359	9	39.173	05.217
9	117 Pufahl Lars	DE		K1 Rooki		11	14:28.342	56.668	9	40.467	01.294
10	37 Hering Maik	DE		K1 Rooki		11	14:38.248	59.264	3	50.373	09.906
11	66 Dracht Dustin Miles	DE		K1 Rooki		11	14:40.840	57.948	10	52.965	02.592
12	888 Klingenberg Nils	DE		K1 Rooki		11	14:42.577	57.895	11	54.702	01.737
13	313 Triebs Marcel	DE		K1 Rooki		10	13:47.907	59.559	8	1 Lap	1 Lap
14	42 Neufang Norman	DE		K1 Rooki		10	13:51.256	59.823	6	1 Lap	03.349
15	97 Woelle Werner	DE		K1 Rooki		10	14:00.004	01:01.007	5	1 Lap	08.748
16	411 Schiller Christian	DE		K1 Rooki		10	14:11.854	01:01.682	9	1 Lap	11.850
17	8 Dekken Cody	DE		K1 Rooki		10	14:17.405	01:02.334	5	1 Lap	05.551
18	4 Mayerle Michael	DE		K1 Rooki		10	14:27.224	01:03.614	6	1 Lap	09.819
19	6 Kipping Guido	NL		K1 Rooki		10	14:35.724	01:04.752	8	1 Lap	08.500
20	421 Schurgens Daniel	DE		K1 Rooki		10	14:41.736	55.833	5	1 Lap	06.012
21	92 Wolle Max	DE		K1 Rooki		9	14:24.552	01:09.301	4	2 Laps	1 Lap
<b>DNF</b>											
1	249 D Alessandro Denis	DE		K1 Rooki		10	12:58.809	54.955	4	-	-
2	212 Helmgies Christian	DE		K1 Rooki		9	12:23.130	57.141	9	-	-
3	39 Johanson Mike	DE		K1 Rooki		9	12:47.800	59.966	7	-	-
4	143 De Wit Lorenz	DE		K1 Rooki		6	09:24.642	55.128	5	-	-

Fastest lap by 54.194 - 33 Schmitt Carsten in lap 6  
date and time: 09/09/2018 - 11:40:48.689 - Average speed : 72 Km/h

Start race  
09/09/2018 11:31:38

End race  
09/09/2018 11:46:26

Race Director: . . . . .

Technical Comission EST / 2Race,be

Admin: Katrien De Groof - LIVE Timing - livetiming.be

The result are provisional until the according to the Race Control

**Championship 2018 - Belgian Grand Prix****Francorchamps BE - Race 1 - Klasse 2**

Race type : Race(sorted by laps and time)

**Classification after 12 Laps (13,080 Km)**

Pos	N° Racer	Nat.	Make	Class	Team	Laps	Race Time	Best Lap	Lap	Diff	Gap
1	11 Falkowski Chris	DE		K2 SuSp		12	11:23.335	52.939	4	-	-
2	76 Beerhues Julian	DE		K2 SuSp		12	11:25.733	53.472	9	02.398	02.398
3	158 Van der Meij Wietze	NL		K2 SuSp		12	11:26.331	53.260	9	02.996	00.598
4	40 Schroder Mirko	DE		K2 SuSp		12	11:26.385	53.434	10	03.050	00.054
5	64 Sterk Tommie	NL		K2 SuSp		12	11:31.550	53.871	7	08.215	05.165
6	65 Sterk Guus	NL		K2 SuSp		12	11:44.117	54.607	11	20.782	12.567
7	71 Freimuller Michael	DE		K2 SuSp		12	11:46.703	54.075	11	23.368	02.586
8	85 Dittmar Alexander	DE		K2 SuSp		12	11:47.131	55.276	5	23.796	00.428
9	48 Kruber Florian	DE		K2 SuSp		12	11:50.329	55.165	9	26.994	03.198
10	101 Loibl Sebastian	DE		K2 SuSp		12	11:51.161	55.544	9	27.826	00.832
11	79 Hasenberg Thomas	DE		K4 SuMa		12	11:52.279	55.264	6	28.944	01.118
12	91 De Blasi Gianluca	DE		K4 SuMa		12	11:58.570	55.765	10	35.235	06.291
13	6 De Jong Thomas	NL		K2 SuSp		12	12:15.481	56.222	4	52.146	16.911
<b>DNF</b>											
1	98 Richter Rene	DE		K2 SuSp		7	09:10.774	55.450	7	-	-

Fastest lap by 52.939 - 11 Falkowski Chris in lap 4  
date and time: 09/09/2018 - 11:53:12.198 - Average speed : 74 Km/hStart race 09/09/2018 11:48:56  
End race 09/09/2018 12:01:20

Race Director: . . . . .

Technical Comission EST / 2Race,be

Admin: Katrien De Groof - LIVE Timing - livetiming.be

The result are provisional until the according to the Race Control

**Championship 2018 - Belgian Grand Prix****Francorchamps BE - Race 1 - Klasse 3**

Race type : Race(sorted by laps and time)

**Classification after 13 Laps (14,170 Km)**

Pos	N° Racer	Nat.	Make	Class	Team	Laps	Race Time	Best Lap	Lap	Diff	Gap
1	87 Roufs Sarik	NL		K3 Exper		13	12:03.546	49.873	9	-	-
2	7 Van Donderen Timmy	BE		K3 Exper	Thunderracing	13	12:04.497	49.773	13	00.951	00.951
3	16 Minnen Henk	NL		K3 Exper		13	12:16.195	50.658	4	12.649	11.698
4	58 Harder Marc	DE		K3 Exper		13	12:18.305	50.776	4	14.759	02.110
5	54 Cotinaut Mathieu	FR		K3 Exper		13	12:21.888	51.002	7	18.342	03.583
6	25 Dersch Nils	DE		K3 Exper		13	12:23.788	51.309	10	20.242	01.900
7	118 Borowski Patrick	DE		K3 Exper		13					
8	96 Lukas Andreas	DE		K3 Exper		13	12:26.687	51.179	12	23.141	02.899
9	111 Pohl Kevin	DE		K3 Exper		13	12:34.343	52.133	12	30.797	07.656
10	18 Bruggeshemke Marc	DE		K3 Exper		13	12:34.611	51.900	9	31.065	00.268
11	5 Kill Edwin	NL		Scooter		13	12:34.766	51.730	9	31.220	00.155
12	30 Brouwer Joost	NL		Scooter		12	12:18.301	55.160	7	1 Lap	1 Lap
13	6 Fourrez Cyril	BE		K3 Exper		12	12:27.539	56.101	11	1 Lap	09.238
14	13 Van Liere Jeroen	NL		Scooter		12	12:30.314	55.181	8	1 Lap	02.775
<b>DNF</b>											
1	169 Ong Yannick	NL		K3 Exper		8	08:14.471	51.764	8	-	-

Fastest lap by 49.773 - 7 Van Donderen Timmy in lap 13  
date and time: 09/09/2018 - 12:15:10.303 - Average speed : 78 Km/hStart race  
09/09/2018 12:03:05End race  
09/09/2018 12:15:53

Race Director: . . . . .

Technical Comission EST / 2Race,be

Admin: Katrien De Groof - LIVE Timing - livetiming.be

The result are provisional until the according to the Race Control



**Championship 2018 - Belgian Grand Prix**

**Francorchamps BE - Race 1 - Klasse 4 RESTART**

Race type : Race(sorted by laps and time)

**Classification after 14 Laps (15,260 Km)**

Pos	N° Racer	Nat.	Make	Class	Team	Laps	Race Time	Best Lap	Lap	Diff	Gap
1	84 Van Den Goorbergh Zonta	NL		Moto 4		14	11:29.636	51.039	11	-	-
2	41 Van Bael Eric	BE		85sm Cu		14	11:33.871	51.283	5	04.235	04.235
3	31 Badie Levi	BE		85sm Cu		14	11:34.980	51.107	12	05.344	01.109
4	58 Leduc Adrien	BE		85sm Cu	LDC Productions	14	11:36.888	51.492	8	07.252	01.908
5	161 Benali Manu	BE		85sm Cu		14	11:38.471	51.356	8	08.835	01.583
6	18 Pas Jeffrey	NL		Moto 4	Pas RT	14	11:47.764	52.495	5	18.128	09.293
7	11 Itrakis Illias	BE		85sm Cu		14	12:07.948	53.643	9	38.312	20.184
8	43 Hulin Kevin	BE		85sm Cu		14	12:08.894	53.682	8	39.258	00.946
9	36 Vankerckhoven Michael	BE		Moto 4		14	12:08.906	53.678	8	39.270	00.012
10	61 Cortvrint Loic	BE		85sm Cu		14	12:10.514	53.650	8	40.878	01.608
11	25 Caenen Mike	BE		85sm Cu	Sure RT	14	12:13.278	53.635	12	43.642	02.764
12	8 De Backer Guilian	BE		Moto 4	Avalanche	13	11:35.119	55.407	5	1 Lap	1 Lap
13	44 Collard Ludo	BE		85sm Cu	Gepa	13	11:41.072	55.618	7	1 Lap	05.953
14	38 Sente Jerome	BE		85sm Cu	KTM Belgium	13	11:52.954	56.689	7	1 Lap	11.882
15	93 Herman Thomas	BE		Moto 4		13	12:23.904	59.437	4	1 Lap	30.950

Fastest lap by 51.039 - 84 Van Den Goorbergh Zonta in lap 11  
date and time: 09/09/2018 - 12:50:21.548 - Average speed : 76 Km/h

Start race 09/09/2018 12:41:26  
End race 09/09/2018 12:53:56

Race Director: . . . . .

Technical Comission EST / 2Race,be

Admin: Katrien De Groof - LIVE Timing - livetiming.be

The result are provisional until the according to the Race Control





**Championship 2018 - Belgian Grand Prix**

**Francorchamps BE - Race 1 - Klasse 5**

Race type : Race(sorted by laps and time)

**Classification after 13 Laps (14,170 Km)**

Pos	N° Racer	Nat.	Make	Class	Team	Laps	Race Time	Best Lap	Lap	Diff	Gap
1	31 Badie Levi	BE		Yam 125		13	11:45.716	54.161	7	-	-
2	54 Satici Galip	NL		Yam 125		13	11:47.700	54.505	12	01.984	01.984
3	52 Caenen Kjen	BE		Yam 125	Sure RT	13	11:54.345	55.202	6	08.629	06.645
4	37 Heyndrickx Thibault	BE		MiniGP		13	12:05.773	55.579	7	20.057	11.428
5	12 Louppe Thomas	BE		Yam 125		13	12:08.831	56.274	13	23.115	03.058
6	19 Weissensee Lars	DE		JuniorGP		13	12:09.266	56.032	12	23.550	00.435
7	14 Doornenbal Sven	NL		Yam 125		13	12:09.828	56.198	13	24.112	00.562
8	98 Vanneste Bradley	BE		Yam 125	Fietsen Vanneste	13	12:11.383	56.245	8	25.667	01.555
9	24 Chauveau Ryan	FR		MiniGP		13	12:11.951	56.145	13	26.235	00.568
10	35 De Groof Lloyd	BE		Yam 125	VDR Valkerij	13	12:14.854	56.755	6	29.138	02.903
11	158 Brzeski Nils	DE		MiniGP		13	12:19.324	57.456	4	33.608	04.470
12	116 Treinen Andreas	BE		MiniGP		13	12:19.809	57.053	13	34.093	00.485
13	5 Rappe Apolline	BE		MiniGP		13	12:32.083	58.242	7	46.367	12.274
14	16 Lallemand Jonathan	BE		MiniGP		13	12:33.607	58.275	9	47.891	01.524
15	26 Calcus Kevin	BE		JuniorGP	Philman Team	12	12:25.753	01:02.625	12	1 Lap	1 Lap
16	55 Dufrane Hugo	BE		JuniorGP		12	12:26.515	01:02.098	12	1 Lap	00.762
17	41 Dekkers Loris	BE		JuniorGP		11	11:51.328	55.789	3	2 Laps	1 Lap
<b>DNF</b>											
1	5 Jackers Yoann	BE		MiniGP		7	06:50.254	59.952	6	-	-
2	93 Hannot Olivio	BE		JuniorGP		7	06:53.810	59.479	7	-	-

Fastest lap by 54.161 - 31 Badie Levi in lap 7  
date and time: 09/09/2018 - 13:04:32.307 - Average speed : 72 Km/h

Start race  
09/09/2018 12:58:17

End race  
Race running

Race Director: . . . . .

Technical Comission EST / 2Race,be

Admin: Katrien De Groof - LIVE Timing - livetiming.be

The result are provisional until the according to the Race Control

**Championship 2018 - Belgian Grand Prix****Francorchamps BE - Race 1 - Klasse 6**

Race type : Race(sorted by laps and time)

**Classification after 14 Laps (15,260 Km)**

Pos	N° Racer	Nat.	Make	Class	Team	Laps	Race Time	Best Lap	Lap	Diff	Gap
1	68 Van Den Borne Jeroen	NL		RR		14	11:26.382	50.418	9	-	-
2	11 Gouw Maikel	NL		RR		14	11:28.146	50.369	10	01.764	01.764
3	99 Buytaert Wim	BE		RR		14	11:28.302	50.424	11	01.920	00.156
4	1 Van Hove Johan	BE		RR	Primoracing	14	11:40.137	51.321	4	13.755	11.835
5	29 Roels Frank	BE		RR	MXD Racing	14	11:48.118	51.285	4	21.736	07.981
6	36 Cools Niels	BE		RR		14	11:51.535	52.270	9	25.153	03.417
7	3 Clemente Gerardo	BE		RR		13	12:13.938	57.418	10	1 Lap	1 Lap

Fastest lap by 50.369 - 11 Gouw Maikel in lap 10  
date and time: 09/09/2018 - 13:21:49.170 - Average speed : 77 Km/hStart race  
09/09/2018 13:13:43End race  
Race running

Race Director: . . . . .

Technical Comission EST / 2Race,be

Admin: Katrien De Groof - LIVE Timing - livetiming.be

The result are provisional until the according to the Race Control



**Championship 2018 - Belgian Grand Prix**

**Francorchamps BE - Race 1 - Klasse 7**

Race type : Race(sorted by laps and time)

**Classification after 9 Laps (9,810 Km)**

Pos	N° Racer	Nat.	Make	Class	Team	Laps	Race Time	Best Lap	Lap	Diff	Gap
1	24 Prunier Gaetan	FR		HC		9	09:36.878	01:00.711	4	-	-
2	7 Mahoudeau Axel	FR		GP-10		9	10:04.613	01:05.180	4	27.735	27.735
3	5 Masson Miro	BE		Pocket JR		9	10:20.977	01:07.876	3	44.099	16.364
4	7 Titart Alexis	BE		HC		9	10:21.644	01:07.896	9	44.766	00.667
5	12 Bosmans Nathan	BE		Pocket JR		9	10:37.378	01:09.587	4	01:00.500	15.734
6	8 Daubechies Luca	BE		GP-10		8	09:37.583	01:10.577	5	1 Lap	1 Lap
7	26 Calcus Kevin	BE		FEP		8	09:38.660	01:09.859	3	1 Lap	01.077
8	887 Pipart Tom	BE		FEP		8	09:53.857	01:13.197	3	1 Lap	15.197
9	17 Hannot Tiziano	BE		FEP		8	09:54.864	01:13.262	6	1 Lap	01.007
10	4 Durant Clement	BE		FEP		8	10:21.395	01:14.755	4	1 Lap	26.531
11	112 Knop Josi	DE		GP-10		7	09:41.249	01:17.513	6	2 Laps	1 Lap
12	93 Cortvrint Leny	BE		FEP		7	10:26.110	01:30.762	6	2 Laps	44.861

Fastest lap by 01:00.711 - 24 Prunier Gaetan in lap 4  
date and time: 09/09/2018 - 13:34:14.903 - Average speed : 64 Km/h

Start race 09/09/2018 13:29:48  
End race 09/09/2018 13:40:38

Race Director: . . . . .

Technical Comission EST / 2Race,be

Admin: Katrien De Groof - LIVE Timing - livetiming.be

The result are provisional until the according to the Race Control

**Championship 2018 - Belgian Grand Prix****Francorchamps BE - Race 2 - Klasse 1**

Race type : Race(sorted by laps and time)

**Classification after 12 Laps (13,080 Km)**

Pos	N° Racer	Nat.	Make	Class	Team	Laps	Race Time	Best Lap	Lap	Diff	Gap
1	87 Durchner Stefan	DE		K1 Rooki		12	11:40.052	53.567	6	-	-
2	33 Schmitt Carsten	DE		K1 Rooki		12	11:49.876	54.772	6	09.824	09.824
3	249 D Alessandro Denis	DE		K1 Rooki		12	11:55.587	55.476	7	15.535	05.711
4	54 Vanore Federico	DE		K1 Rooki		12	11:58.462	55.830	4	18.410	02.875
5	19 Schnelle Dustin	DE		K1 Rooki		12	11:58.980	55.555	5	18.928	00.518
6	421 Schurgens Daniel	DE		K1 Rooki		12	12:06.590	56.176	7	26.538	07.610
7	47 Huskes Sasha	DE		K1 Rooki		12	12:09.863	56.359	7	29.811	03.273
8	123 Heckel Nick	DE		K1 Rooki		12	12:14.395	56.040	10	34.343	04.532
9	26 Alles Joshua	DE		K1 Rooki		12	12:20.334	57.350	7	40.282	05.939
10	10 Hafke Rainer	DE		K1 Rooki		12	12:20.532	57.423	6	40.480	00.198
11	117 Pufahl Lars	DE		K1 Rooki		12	12:23.109	57.458	4	43.057	02.577
12	422 Quebbeman Steffen	DE		K1 Rooki		12	12:37.881	55.277	6	57.829	14.772
13	39 Johanson Mike	DE		K1 Rooki		12	12:38.135	57.638	11	58.083	00.254
14	66 Dracht Dustin Miles	DE		K1 Rooki		11	11:43.469	58.227	11	1 Lap	1 Lap
15	37 Hering Maik	DE		K1 Rooki		11	11:47.592	56.906	5	1 Lap	04.123
16	212 Helmgies Christian	DE		K1 Rooki		11	11:51.858	56.743	11	1 Lap	04.266
17	313 Triebs Marcel	DE		K1 Rooki		11	11:54.252	59.009	11	1 Lap	02.394
18	888 Klingenberg Nils	DE		K1 Rooki		11	11:58.427	57.860	11	1 Lap	04.175
19	42 Neufang Norman	DE		K1 Rooki		11	12:07.008	01:01.165	8	1 Lap	08.581
20	411 Schiller Christian	DE		K1 Rooki		11	12:13.530	01:01.465	10	1 Lap	06.522
21	6 Kipping Guido	NL		K1 Rooki		11	12:25.167	01:03.279	11	1 Lap	11.637
22	8 Dekken Cody	DE		K1 Rooki		11	12:27.460	01:03.429	11	1 Lap	02.293
23	4 Mayerle Michael	DE		K1 Rooki		11	12:29.207	01:03.627	9	1 Lap	01.747
<b>DNF</b>											
1	143 De Wit Lorenz	DE		K1 Rooki		6	06:30.193	56.523	4	-	-
<b>Not Qualified</b>											
1	97 Woelle Werner	DE		K1 Rooki		2	02:46.309	01:06.902	2	-	-

Fastest lap by 53.567 - 87 Durchner Stefan in lap 6  
date and time: 09/09/2018 - 13:49:14.359 - Average speed : 73 Km/hStart race  
09/09/2018 13:43:02End race  
09/09/2018 13:55:54

Race Director: . . . . .

Technical Comission EST / 2Race,be

Admin: Katrien De Groof - LIVE Timing - livetiming.be

The result are provisional until the according to the Race Control

**Championship 2018 - Belgian Grand Prix****Francorchamps BE - Race 2 - Klasse 2**

Race type : Race(sorted by laps and time)

**Classification after 13 Laps (14,170 Km)**

Pos	N° Racer	Nat.	Make	Class	Team	Laps	Race Time	Best Lap	Lap	Diff	Gap
1	11 Falkowski Chris	DE		K2 SuSp		13	12:18.594	53.041	8	-	-
2	76 Beerhues Julian	DE		K2 SuSp		13	12:22.805	53.335	12	04.211	04.211
3	40 Schroder Mirko	DE		K2 SuSp		13	12:23.382	53.007	12	04.788	00.577
4	64 Sterk Tommie	NL		K2 SuSp		13	12:24.025	53.051	11	05.431	00.643
5	98 Richter Rene	DE		K2 SuSp		13	12:31.528	53.676	12	12.934	07.503
6	6 De Jong Thomas	NL		K2 SuSp		13	12:34.661	54.140	11	16.067	03.133
7	32 Apostel Gabriel	DE		K2 SuSp		13	12:35.611	53.974	12	17.017	00.950
8	71 Freimuller Michael	DE		K2 SuSp		13	12:48.796	54.308	11	30.202	13.185
9	158 Van der Meij Wietze	NL		K2 SuSp		13	12:50.748	53.214	12	32.154	01.952
10	48 Kruber Florian	DE		K2 SuSp		13	12:54.447	55.769	11	35.853	03.699
11	85 Dittmar Alexander	DE		K2 SuSp		13	12:54.920	55.673	11	36.326	00.473
12	79 Hasenberg Thomas	DE		K4 SuMa		13	12:55.195	55.258	9	36.601	00.275
13	91 De Blasi Gianluca	DE		K4 SuMa		13	12:55.476	55.524	11	36.882	00.281
14	13 Sperling Sascha	DE		K2 SuSp		13	12:56.103	54.015	12	37.509	00.627
<b>DNF</b>											
1	101 Loibl Sebastian	DE		K2 SuSp		9	09:15.674	56.505	5	-	-
<b>Not Qualified</b>											
1	65 Sterk Guus	NL		K2 SuSp		3	03:34.628	55.852	3	-	-

Fastest lap by 53.007 - 40 Schroder Mirko in lap 12  
date and time: 09/09/2018 - 14:10:04.863 - Average speed : 74 Km/hStart race 09/09/2018 13:58:34  
End race 09/09/2018 14:11:38

Race Director: . . . . .

Technical Comission EST / 2Race,be

Admin: Katrien De Groof - LIVE Timing - livetiming.be

The result are provisional until the according to the Race Control

**Championship 2018 - Belgian Grand Prix****Francorchamps BE - Race 2 - Klasse 3**

Race type : Race(sorted by laps and time)

**Classification after 14 Laps (15,260 Km)**

Pos	N° Racer	Nat.	Make	Class	Team	Laps	Race Time	Best Lap	Lap	Diff	Gap
1	87 Roufs Sarik	NL		K3 Exper		14	12:08.750	49.541	4	-	-
2	7 Van Donderen Timmy	BE		K3 Exper	Thunderracing	14	12:16.413	50.147	6	07.663	07.663
3	58 Harder Marc	DE		K3 Exper		14	12:22.071	50.352	7	13.321	05.658
4	54 Cotinaut Mathieu	FR		K3 Exper		14	12:25.534	50.784	4	16.784	03.463
5	16 Minnen Henk	NL		K3 Exper		14	12:29.339	50.995	8	20.589	03.805
6	25 Dersch Nils	DE		K3 Exper		14	12:29.450	51.113	6	20.700	00.111
7	118 Borowski Patrick	DE		K3 Exper		14	12:36.876	51.220	4	28.126	07.426
8	111 Pohl Kevin	DE		K3 Exper		14	12:44.005	51.934	5	35.255	07.129
9	18 Bruggeshemke Marc	DE		K3 Exper		14	12:44.258	51.863	13	35.508	00.253
10	5 Kill Edwin	NL		Scooter		14	12:52.502	52.371	6	43.752	08.244
11	96 Lukas Andreas	DE		K3 Exper		14	13:00.176	50.917	8	51.426	07.674
12	30 Brouwer Joost	NL		Scooter		13	12:38.133	55.821	7	1 Lap	1 Lap
13	6 Fourrez Cyril	BE		K3 Exper		13	13:01.188	57.157	3	1 Lap	23.055
<b>DNF</b>											
1	169 Ong Yannick	NL		K3 Exper		9	08:57.982	52.001	7	-	-
<b>Not Qualified</b>											
1	13 Van Liere Jeroen	NL		Scooter		6	06:10.111	57.125	5	-	-

Fastest lap by 49.541 - 87 Roufs Sarik in lap 4  
date and time: 09/09/2018 - 14:17:13.128 - Average speed : 79 Km/hStart race  
09/09/2018 14:13:23End race  
09/09/2018 14:26:30

Race Director: . . . . .

Technical Comission EST / 2Race,be

Admin: Katrien De Groof - LIVE Timing - livetiming.be

The result are provisional until the according to the Race Control

**Championship 2018 - Belgian Grand Prix****Francorchamps BE - Race 2 - Klasse 4**

Race type : Race(sorted by laps and time)

**Classification after 12 Laps (13,080 Km)**

Pos	N° Racer	Nat.	Make	Class	Team	Laps	Race Time	Best Lap	Lap	Diff	Gap
1	84 Van Den Goorbergh Zonta	NL		Moto 4		12	11:16.162	51.002	11	-	-
2	31 Badie Levi	BE		85sm Cu		12	11:16.772	51.056	5	00.610	00.610
3	161 Benali Manu	BE		85sm Cu		12	11:19.302	51.253	6	03.140	02.530
4	41 Van Bael Eric	BE		85sm Cu		12	11:21.295	50.897	8	05.133	01.993
5	58 Leduc Adrien	BE		85sm Cu	LDC Productions	12	11:23.485	51.543	3		
6	18 Pas Jeffrey	NL		Moto 4	Pas RT	12	11:37.509	52.575	5	21.347	16.214
7	36 Vankerckhoven Michael	BE		Moto 4		12	11:47.435	53.332	5	31.273	09.926
8	11 Itrakis Ilias	BE		85sm Cu		12	11:47.458	53.182	5	31.296	00.023
9	25 Caenen Mike	BE		85sm Cu	Sure RT	12	11:47.846	53.146	9	31.684	00.388
10	43 Hulin Kevin	BE		85sm Cu		12	11:48.032	53.379	6	31.870	00.186
11	61 Cortvrint Loic	BE		85sm Cu		12	11:49.461	53.520	5	33.299	01.429
12	44 Collard Ludo	BE		85sm Cu	Gepa	12	12:09.803	55.491	3	53.641	20.342
13	8 De Backer Guilian	BE		Moto 4	Avalanche	12	12:10.022	55.032	10	53.860	00.219
14	93 Herman Thomas	BE		Moto 4		11	12:00.074	59.649	8	1 Lap	36.589
15	38 Sente Jerome	BE		85sm Cu	KTM Belgium	11	12:01.937	56.765	3	1 Lap	01.863

Fastest lap by 50.897 - 41 Van Bael Eric in lap 8  
date and time: 09/09/2018 - 14:36:20.494 - Average speed : 77 Km/hStart race 09/09/2018 14:28:26  
End race 09/09/2018 14:40:44

Race Director: . . . . .

Technical Comission EST / 2Race,be

Admin: Katrien De Groof - LIVE Timing - livetiming.be

The result are provisional until the according to the Race Control

**Championship 2018 - Belgian Grand Prix****Francorchamps BE - Race 2 - Klasse 5**

Race type : Race(sorted by laps and time)

**Classification after 12 Laps (13,080 Km)**

Pos	N° Racer	Nat.	Make	Class	Team	Laps	Race Time	Best Lap	Lap	Diff	Gap
1	31 Badie Levi	BE		Yam 125		12	12:12.330	54.281	12	-	-
2	54 Satici Galip	NL		Yam 125		12	12:13.101	54.833	12	00.771	00.771
3	41 Dekkers Loris	BE		JuniorGP		12	12:22.867	55.654	9	10.537	09.766
4	52 Caenen Kjen	BE		Yam 125	Sure RT	12	12:23.493	55.649	3	11.163	00.626
5	14 Doornenbal Sven	NL		Yam 125		12	12:24.341	55.780	11	12.011	00.848
6	24 Chauveau Ryan	FR		MiniGP		12	12:24.652	55.458	7	12.322	00.311
7	37 Heyndrickx Thibault	BE		MiniGP		12	12:24.867	55.631	8	12.537	00.215
8	19 Weissensee Lars	DE		JuniorGP		12	12:29.582	55.815	4	17.252	04.715
9	35 De Groof Lloyd	BE		Yam 125	VDR Valkerij	12	12:30.189	55.882	11	17.859	00.607
10	98 Vanneste Bradley	BE		Yam 125	Fietsen Vanneste	12	12:30.896	55.957	11	18.566	00.707
11	12 Louppe Thomas	BE		Yam 125		12	12:31.047	55.847	12	18.717	00.151
12	116 Treinen Andreas	BE		MiniGP		12	12:44.002	57.033	12	31.672	12.955
13	158 Brzeski Nils	DE		MiniGP		12	12:47.020	57.191	8	34.690	03.018
14	5 Rappe Apolline	BE		MiniGP		12	12:57.435	58.067	12	45.105	10.415
15	5 Jackers Yoann	BE		MiniGP		12	12:59.816	57.657	11	47.486	02.381
16	16 Lallemand Jonathan	BE		MiniGP		11	12:52.754	58.653	11	1 Lap	1 Lap
17	26 Calcus Kevin	BE		JuniorGP	Philman Team	11	12:59.646	01:03.042	11	1 Lap	06.892
18	55 Dufrane Hugo	BE		JuniorGP		6	13:00.933	01:02.284	5	6 Laps	5 Laps

Fastest lap by 54.281 - 31 Badie Levi in lap 12  
date and time: 09/09/2018 - 14:55:54.743 - Average speed : 72 Km/hStart race 09/09/2018 14:43:42  
End race 09/09/2018 14:57:01

Race Director: . . . . .

Technical Comission EST / 2Race,be

Admin: Katrien De Groof - LIVE Timing - livetiming.be

The result are provisional until the according to the Race Control



**Championship 2018 - Belgian Grand Prix****Francorchamps BE - Race 2 - Klasse 6**

Race type : Race(sorted by laps and time)

**Classification after 14 Laps (15,260 Km)**

Pos	N° Racer	Nat.	Make	Class	Team	Laps	Race Time	Best Lap	Lap	Diff	Gap
1	99 Buytaert Wim	BE		RR		14	11:26.304	50.821	7	-	-
2	11 Gouw Maikel	NL		RR		14	11:27.052	50.775	7	00.748	00.748
3	1 Van Hove Johan	BE		RR	Primoracing	14	11:32.940	51.007	8	06.636	05.888
4	68 Van Den Borne Jeroen	NL		RR		14	11:48.764	50.526	8	22.460	15.824
5	36 Cools Niels	BE		RR		14	11:51.929	52.224	10	25.625	03.165
6	29 Roels Frank	BE		RR	MXD Racing	14	11:57.946	51.593	7	31.642	06.017
7	3 Clemente Gerardo	BE		RR		13	12:04.623	57.196	13	1 Lap	1 Lap

Fastest lap by 50.526 - 68 Van Den Borne Jeroen in lap 8  
date and time: 09/09/2018 - 15:06:20.558 - Average speed : 77 Km/h

Start race  
09/09/2018 14:59:41

End race  
09/09/2018 15:11:50

Race Director: . . . . .

Technical Comission EST / 2Race,be

Admin: Katrien De Groof - LIVE Timing - livetiming.be

The result are provisional until the according to the Race Control

**Championship 2018 - Belgian Grand Prix****Francorchamps BE - Race 2 - Klasse 7**

Race type : Race(sorted by laps and time)

**Classification after 12 Laps (13,080 Km)**

Pos	N° Racer	Nat.	Make	Class	Team	Laps	Race Time	Best Lap	Lap	Diff	Gap
1	24 Prunier Gaetan	FR		HC		12	12:26.834	01:00.239	3	-	-
2	7 Mahoudeau Axel	FR		GP-10		12	13:25.714	01:04.842	6	58.880	58.880
3	7 Titart Alexis	BE		HC		11	12:34.645	01:06.294	4	1 Lap	1 Lap
4	5 Masson Miro	BE		Pocket JR		11	12:39.006	01:06.801	3	1 Lap	04.361
5	12 Bosmans Nathan	BE		Pocket JR		11	12:49.886	01:07.881	8	1 Lap	10.880
6	8 Daubechies Luca	BE		GP-10		11	13:18.087	01:10.257	5	1 Lap	28.201
7	4 Durant Clement	BE		FEP		10	12:39.013	01:14.487	6	2 Laps	1 Lap
8	887 Pipart Tom	BE		FEP		10	12:39.718	01:14.054	6	2 Laps	00.705
9	17 Hannot Tiziano	BE		FEP		10	12:40.421	01:14.379	6	2 Laps	00.703
10	112 Knop Josi	DE		GP-10		10	13:13.720	01:17.156	6	2 Laps	33.299
11	26 Calcus Kevin	BE		FEP		9	13:06.386	01:09.776	3	3 Laps	1 Lap
12	93 Cortvrint Leny	BE		FEP		9	13:38.337	01:29.331	5	3 Laps	31.951

Fastest lap by 01:00.239 - 24 Prunier Gaetan in lap 3  
date and time: 09/09/2018 - 15:21:54.992 - Average speed : 65 Km/hStart race  
09/09/2018 15:18:33End race  
09/09/2018 15:32:17

Race Director: . . . . .

Technical Comission EST / 2Race,be

Admin: Katrien De Groof - LIVE Timing - livetiming.be

The result are provisional until the according to the Race Control

**Championship 2018 - Belgian Grand Prix****Francorchamps BE - Merge - RaceKlasse 1**

Print sorted by: Points

Pos	N° Racer	Race 1 - Klasse 1	Race 2 - Klasse 1	Points	Points	Totale Points
		Points	Points			
1	33 Schmitt Carsten	25	20			45
2	19 Schnelle Dustin	16	11			27
3	54 Vanore Federico	13	13			26
4	87 Durchner Stefan		25			25
5	422 Quebbeman Steffen	20	4			24
6	47 Huskes Sasha	11	9			20
7	123 Heckel Nick	10	8			18
8	249 D Alessandro Denis	0	16			16
9	26 Alles Joshua	9	7			16
10	10 Hafke Rainer	8	6			14
11	117 Pufahl Lars	7	5			12
12	421 Schurgens Daniel	0	10			10
13	66 Dracht Dustin Miles	5	2			7
14	37 Hering Maik	6	1			7
15	888 Klingenberg Nils	4	0			4
16	39 Johanson Mike	0	3			3
17	313 Triebs Marcel	3	0			3
18	42 Neufang Norman	2	0			2
19	97 Woelle Werner	1	0			1
20	212 Helmgies Christian	0	0			0
21	411 Schiller Christian	0	0			0
22	92 Wolle Max	0				0
23	6 Kipping Guido	0	0			0
24	8 Dekken Cody	0	0			0
25	4 Mayerle Michael	0	0			0
26	143 De Wit Lorenz	0	0			0

**Championship 2018 - Belgian Grand Prix****Francorchamps BE - Merge - RaceKlasse 2**

Print sorted by: Points

Pos	N° Racer	Race 1 - Klasse 2	Race 2 - Klasse 2	Points	Points	Totale Points
		Points	Points			
<b>Classe : K2 SuSport</b>						
1	11 Falkowski Chris	25	25			50
2	76 Beerhues Julian	20	20			40
3	40 Schroder Mirko	13	16			29
4	64 Sterk Tommie	11	13			24
5	158 Van der Meij Wietze	16	7			23
6	71 Freimuller Michael	9	8			17
7	98 Richter Rene	4	11			15
8	6 De Jong Thomas	5	10			15
9	48 Kruber Florian	7	6			13
10	85 Dittmar Alexander	8	5			13
11	65 Sterk Guus	10	0			10
12	32 Apostel Gabriel		9			9
13	101 Loibl Sebastian	6	3			9
14	13 Sperling Sascha		4			4
Classe : K2 SuSport		Total Points	271			
<b>Classe : K4 SuMatic</b>						
1	79 Hasenberg Thomas	25	25			50
2	91 De Blasi Gianluca	20	20			40
Classe : K4 SuMatic		Total Points	90			

**Championship 2018 - Belgian Grand Prix****Francorchamps BE - Merge - RaceKlasse 3**

Print sorted by: Points


Pos	N° Racer	Race 1 - Klasse 3 Points	Race 2 - Klasse 3 Points	Points	Points	Totale Points
<b>Classe : K3 Expert</b>						
1	87 Roufs Sarik	25	25			50
2	7 Van Donderen Timmy	20	20			40
3	58 Harder Marc	13	16			29
4	16 Minnen Henk	16	11			27
5	54 Cotinaut Mathieu	11	13			24
6	25 Dersch Nils	10	10			20
7	118 Borowski Patrick	9	9			18
8	111 Pohl Kevin	7	8			15
9	96 Lukas Andreas	8	6			14
10	18 Bruggeshemke Marc	6	7			13
11	6 Fourrez Cyril	5	5			10
12	169 Ong Yannick	4	4			8
<b>Classe : K3 Expert</b>		<b>Total Points</b>	<b>264</b>			
<b>Classe : Scooter</b>						
1	5 Kill Edwin	25	25			50
2	30 Brouwer Joost	20	20			40
3	13 Van Liere Jeroen	16	0			16
<b>Classe : Scooter</b>		<b>Total Points</b>	<b>106</b>			



**Championship 2018 - Belgian Grand Prix****Francorchamps BE - Merge - RaceKlasse 4**

Print sorted by: Points

Pos	N° Racer	ace 1 - Klasse 4 RESTAF	Race 2 - Klasse 4	Points	Points	Totale Points
		Points	Points			
<b>Classe : 85sm Cup</b>						
1	31 Badie Levi	20	25			45
2	41 Van Bael Eric	25	16			41
3	161 Benali Manu	13	20			33
4	58 Leduc Adrien	16	13			29
5	11 Iatrakis Illias	11	11			22
6	43 Hulin Kevin	10	9			19
7	25 Caenen Mike	8	10			18
8	61 Cortvrint Loic	9	8			17
9	44 Collard Ludo	7	7			14
10	38 Sente Jerome	6	6			12
Classe : 85sm Cup		Total Points	250			
<b>Classe : Moto 4</b>						
1	84 Van Den Goorbergh Zonta	25	25			50
2	18 Pas Jeffrey	20	20			40
3	36 Vankerckhoven Michael	16	16			32
4	8 De Backer Guilian	13	13			26
5	93 Herman Thomas	11	11			22
Classe : Moto 4		Total Points	170			

**Championship 2018 - Belgian Grand Prix****Francorchamps BE - Merge - RaceKlasse 5**

Print sorted by: Points


Pos	N° Racer	Race 1 - Klasse 5	Race 2 - Klasse 5	Points	Points	Totale Points
		Points	Points			
Classe : JuniorGP						
1	19 Weissensee Lars	25	20			45
2	41 Dekkers Loris	13	25			38
3	26 Calcus Kevin	20	16			36
4	55 Dufrane Hugo	16	13			29
5	93 Hannot Olivio	11				11
Classe : JuniorGP		Total Points	159			

## Classe : MiniGP

1	24 Chauveau Ryan	20	25			45
2	37 Heyndrickx Thibault	25	20			45
3	116 Treinen Andreas	13	16			29
4	158 Brzeski Nils	16	13			29
5	5 Rappe Apolline	11	11			22
6	5 Jackers Yoann	9	10			19
7	16 Lallemand Jonathan	10	9			19
Classe : MiniGP		Total Points	208			

## Classe : Yam 125

1	31 Badie Levi	25	25			50
2	54 Satici Galip	20	20			40
3	52 Caenen Kjen	16	16			32
4	14 Doomenbal Sven	11	13			24
5	12 Louppe Thomas	13	9			22
6	35 De Groof Lloyd	9	11			20
7	98 Vanneste Bradley	10	10			20
Classe : Yam 125		Total Points	208			



**Championship 2018 - Belgian Grand Prix**

**Francorchamps BE - Merge - RaceKlasse 6**

Print sorted by: Points

Pos	N° Racer	Race 1 - Klasse 6 Points	Race 2 - Klasse 6 Points	Points	Points	Totale Points
Classe : RR						
1	99 Buytaert Wim	16	25			41
2	11 Gouw Maikel	20	20			40
3	68 Van Den Borne Jeroen	25	13			38
4	1 Van Hove Johan	13	16			29
5	36 Cools Niels	10	11			21
6	29 Roels Frank	11	10			21
7	3 Clemente Gerardo	9	9			18
Classe : RR		Total Points	208			





**Championship 2018 - Belgian Grand Prix**

**Francorchamps BE - Merge - RaceKlasse 7**

Print sorted by: Points

Pos	N° Racer	Race 1 - Klasse 7 Points	Race 2 - Klasse 7 Points	Points	Points	Totale Points
<b>Classe : FEP</b>						
1	887 Pipart Tom	20	20			40
2	4 Durant Clement	13	25			38
3	26 Calcus Kevin	25	13			38
4	17 Hannot Tiziano	16	16			32
5	93 Cortvrint Leny	11	11			22
Classe : FEP		Total Points	170			
<b>Classe : GP-10</b>						
1	7 Mahoudeau Axel	25	25			50
2	8 Daubechies Luca	20	20			40
3	112 Knop Josi	16	16			32
Classe : GP-10		Total Points	122			
<b>Classe : HC</b>						
1	24 Prunier Gaetan	25	25			50
2	7 Titart Alexis	20	20			40
Classe : HC		Total Points	90			
<b>Classe : Pocket JR</b>						
1	5 Masson Miro	25	25			50
2	12 Bosmans Nathan	20	20			40
Classe : Pocket JR		Total Points	90			



## Championship 2018 - Belgian Grand Prix

Event best laps

Pos	N°	Racer	Nat.	Federation	Country	Make	Class	Category	Club	Team	Run of reference	Best Lap
1	87	Roufs Sarik	NL	.	.	..	K3 Exper	.	.	Francorchamps BE	Race 2 - Klasse 3	49.541
2	7	Van Donderen Timmy	BE	.	.	..	K3 Exper	.	.	Francorchamps BE	Race 1 - Klasse 3	49.773
3	68	Van Den Borne Jeroen	NL	.	.	..	RR	.	.	Francorchamps BE	Chrono 2 - Klasse 6	50.205
4	58	Harder Marc	DE	.	.	..	K3 Exper	.	.	Francorchamps BE	Race 2 - Klasse 3	50.352
5	11	Gouw Maikel	NL	.	.	..	RR	.	.	Francorchamps BE	Race 1 - Klasse 6	50.369
6	99	Buytaert Wim	BE	.	.	..	RR	.	.	Francorchamps BE	Race 1 - Klasse 6	50.424
7	16	Minnen Henk	NL	.	.	..	K3 Exper	.	.	Francorchamps BE	Race 1 - Klasse 3	50.658
8	54	Cotthaut Mathieu	FR	.	.	..	K3 Exper	.	.	Francorchamps BE	Race 2 - Klasse 3	50.784
9	41	Van Bael Eric	BE	.	.	..	85sm Cu	.	.	Francorchamps BE	Race 2 - Klasse 4	50.897
10	96	Lukas Andreas	DE	.	.	..	K3 Exper	.	.	Francorchamps BE	Race 2 - Klasse 3	50.917
11	84	Van Den Goorbergh Zonta	NL	.	.	..	Moto 4	.	.	Francorchamps BE	Race 2 - Klasse 4	51.002
12	1	Van Hove Johan	BE	.	.	..	RR	.	.	Francorchamps BE	Primoracing	51.007
13	31	Badie Levi	BE	.	.	..	85sm Cu	.	.	Francorchamps BE	Race 2 - Klasse 4	51.056
14	25	Dersch Nils	DE	.	.	..	K3 Exper	.	.	Francorchamps BE	Race 2 - Klasse 3	51.113
15	118	Borowski Patrick	DE	.	.	..	K3 Exper	.	.	Francorchamps BE	Race 2 - Klasse 3	51.220
16	29	Roels Frank	BE	.	.	..	RR	.	.	Francorchamps BE	MXD Racing	51.242
17	161	Benalt Mannu	BE	.	.	..	85sm Cu	.	.	Francorchamps BE	Race 2 - Klasse 4	51.253
18	58	Leduc Adrien	BE	.	.	..	85sm Cu	.	.	Francorchamps BE	LDC Productions	51.492
19	5	Kill Edwin	NL	.	.	..	Scooter	.	.	Francorchamps BE	Race 1 - Klasse 4 RESTART	51.750
20	169	Ong Yannick	NL	.	.	..	K3 Exper	.	.	Francorchamps BE	Race 1 - Klasse 3	51.764
21	18	Bruggeshemke Marc	DE	.	.	..	K3 Exper	.	.	Francorchamps BE	Race 2 - Klasse 3	51.863
22	111	Pohl Kevin	DE	.	.	..	K3 Exper	.	.	Francorchamps BE	Race 2 - Klasse 3	51.934
23	36	Cools Niels	BE	.	.	..	RR	.	.	Francorchamps BE	Race 2 - Klasse 3	52.224
24	18	Pas Jeffrey	NL	.	.	..	Moto 4	.	.	Francorchamps BE	Race 2 - Klasse 6	52.224
25	11	Falkowski Chris	DE	.	.	..	K2 Susp	.	.	Francorchamps BE	Race 1 - Klasse 4 RESTART	52.495
26	40	Schroder Mirko	DE	.	.	..	K2 Susp	.	.	Francorchamps BE	Race 1 - Klasse 2	52.939
27	64	Sterk Tommie	NL	.	.	..	K2 Susp	.	.	Francorchamps BE	Race 2 - Klasse 2	53.007
28	25	Caenen Mike	BE	.	.	..	85sm Cu	.	.	Francorchamps BE	Race 2 - Klasse 2	53.051
29	11	Iatrakis Ilias	BE	.	.	..	85sm Cu	.	.	Francorchamps BE	Race 2 - Klasse 4	53.146
30	158	Van der Meij Wietze	NL	.	.	..	K2 Susp	.	.	Francorchamps BE	Race 2 - Klasse 4	53.182
31	79	Louppe Romain	BE	.	.	..	85sm Cu	.	.	Francorchamps BE	Race 2 - Klasse 2	53.214
32	36	Vankerkhoven Michael	BE	.	.	..	Moto 4	.	.	Francorchamps BE	LMW Racing	53.278
33	76	Beerhues Julian	DE	.	.	..	K2 Susp	.	.	Francorchamps BE	Race 2 - Klasse 4	53.332
34	43	Hulin Kevin	BE	.	.	..	K2 Susp	.	.	Francorchamps BE	Race 2 - Klasse 2	53.335
35	61	Cortvriant Loic	BE	.	.	..	85sm Cu	.	.	Francorchamps BE	Race 2 - Klasse 4	53.379
36	87	Durchner Stefan	DE	.	.	..	85sm Cu	.	.	Francorchamps BE	Race 2 - Klasse 4	53.520
37	98	Richter Rene	DE	.	.	..	K1 Rooki	.	.	Francorchamps BE	Race 2 - Klasse 1	53.567
38	13	Sperling Sascha	DE	.	.	..	K2 Susp	.	.	Francorchamps BE	Race 2 - Klasse 1	53.567
39	32	Apostel Gabriel	DE	.	.	..	K2 Susp	.	.	Francorchamps BE	Race 2 - Klasse 2	53.676
40	71	Freinmuller Michael	DE	.	.	..	K2 Susp	.	.	Francorchamps BE	Chrono 2 - Klasse 2	53.828
41	6	De Jong Thomas	NL	.	.	..	K2 Susp	.	.	Francorchamps BE	Race 2 - Klasse 2	53.974
										Francorchamps BE	Race 1 - Klasse 2	54.075
										Francorchamps BE	Race 2 - Klasse 2	54.140



## Championship 2018 - Belgian Grand Prix

Event best laps

Pos	N°	Racer	Nat.	Federation	Country	Make	Class	Category	Club	Team	Run of reference	Best Lap
42	31	Badie Levi	BE	.	.	..	Yann 125	.	.	Francorchamps BE	Race 1 - Klasse 5	54.161
43	33	Schmitt Carsten	DE	.	.	..	K1 Rooki	.	.	Francorchamps BE	Chrono 2 - Klasse 1	54.176
44	54	Satici Galip	NL	.	.	..	Yann 125	.	.	Francorchamps BE	Race 1 - Klasse 5	54.505
45	65	Sterk Guus	NL	.	.	..	K2 Susp	.	.	Francorchamps BE	Race 1 - Klasse 2	54.607
46	422	Quebeman Steffen	DE	.	.	..	K1 Rooki	.	.	Francorchamps BE	Race 1 - Klasse 1	54.633
47	19	Schnelle Dustin	DE	.	.	..	K1 Rooki	.	.	Francorchamps BE	Race 1 - Klasse 1	54.721
48	143	De Wit Lorenz	DE	.	.	..	K1 Rooki	.	.	Francorchamps BE	Chrono 2 - Klasse 1	54.899
49	249	D Alessandro Denis	DE	.	.	..	K1 Rooki	.	.	Francorchamps BE	Race 1 - Klasse 1	54.955
50	8	De Backer Gullian	BE	.	.	..	Moto 4	.	.	Francorchamps BE	Race 2 - Klasse 4	55.032
51	41	Dekkers Loris	BE	.	.	..	JuniorGP	.	.	Francorchamps BE	Chrono 1 - Klasse 5	55.094
52	30	Brouwer Joost	NL	.	.	..	Scooter	.	.	Francorchamps BE	Race 1 - Klasse 3	55.160
53	48	Kriber Florian	DE	.	.	..	K2 Susp	.	.	Francorchamps BE	Race 1 - Klasse 2	55.165
54	13	Van Liere Jeroen	NL	.	.	..	Scooter	.	.	Francorchamps BE	Race 1 - Klasse 3	55.181
55	79	Hasenberg Thomas	DE	.	.	..	K4 SuMa	.	.	Francorchamps BE	Chrono 2 - Klasse 2	55.196
56	52	Caenen Kjen	BE	.	.	..	Yann 125	.	.	Francorchamps BE	Race 1 - Klasse 5	55.202
57	85	Ditthar Alexander	DE	.	.	..	K2 Susp	.	.	Francorchamps BE	Race 1 - Klasse 2	55.276
58	24	Chauveau Ryan	FR	.	.	..	MiniGP	.	.	Francorchamps BE	Race 2 - Klasse 5	55.458
59	44	Collard Ludo	BE	.	.	..	85sm Cu	.	.	Francorchamps BE	Race 2 - Klasse 4	55.491
60	421	Schurgens Daniel	DE	.	.	..	K1 Rooki	.	.	Francorchamps BE	Chrono 1 - Klasse 1	55.506
61	91	De Blasi Gianluca	DE	.	.	..	K4 SuMa	.	.	Francorchamps BE	Race 2 - Klasse 2	55.524
62	101	Loibl Sebastian	DE	.	.	..	K2 Susp	.	.	Francorchamps BE	Race 1 - Klasse 2	55.544
63	37	Heyndrickx Thibault	BE	.	.	..	MiniGP	.	.	Francorchamps BE	Race 1 - Klasse 5	55.579
64	14	Doornthal Sven	NL	.	.	..	Yann 125	.	.	Francorchamps BE	Race 2 - Klasse 5	55.780
65	47	Huskas Sasha	DE	.	.	..	K1 Rooki	.	.	Francorchamps BE	Race 1 - Klasse 1	55.809
66	19	Weissensee Lars	DE	.	.	..	JuniorGP	.	.	Francorchamps BE	Race 2 - Klasse 5	55.815
67	54	Vanore Federico	DE	.	.	..	K1 Rooki	.	.	Francorchamps BE	Race 2 - Klasse 1	55.847
68	12	Louppe Thomas	BE	.	.	..	Yann 125	.	.	Francorchamps BE	Race 2 - Klasse 5	55.874
69	35	De Groof Lloyd	BE	.	.	..	Yann 125	.	.	Francorchamps BE	Race 2 - Klasse 5	55.882
70	98	Vanneste Brallegry	BE	.	.	..	Yann 125	.	.	Francorchamps BE	Race 2 - Klasse 5	55.957
71	123	Heckel Nick	DE	.	.	..	K1 Rooki	.	.	Francorchamps BE	Race 2 - Klasse 1	56.040
72	6	Fourez Cyril	BE	.	.	..	K3 Exper	.	.	Francorchamps BE	Race 1 - Klasse 3	56.101
73	117	Pufahl Lars	DE	.	.	..	K1 Rooki	.	.	Francorchamps BE	Race 1 - Klasse 1	56.668
74	38	Sente Jerome	BE	.	.	..	85sm Cu	.	.	Francorchamps BE	Race 1 - Klasse 4 RESTART	56.689
75	212	Helmgies Christian	DE	.	.	..	K1 Rooki	.	.	Francorchamps BE	Race 2 - Klasse 1	56.743
76	37	Hering Maik	DE	.	.	..	K1 Rooki	.	.	Francorchamps BE	Race 2 - Klasse 1	56.906
77	116	Treien Andreas	BE	.	.	..	MiniGP	.	.	Francorchamps BE	Race 2 - Klasse 5	57.033
78	26	Alles Joshua	DE	.	.	..	K1 Rooki	.	.	Francorchamps BE	Race 1 - Klasse 1	57.069
79	158	Brzeski Nils	DE	.	.	..	MiniGP	.	.	Francorchamps BE	Race 2 - Klasse 5	57.191
80	3	Clemente Gerard	BE	.	.	..	RR	.	.	Francorchamps BE	Race 2 - Klasse 6	57.196
81	10	Haake Rainer	DE	.	.	..	K1 Rooki	.	.	Francorchamps BE	Race 1 - Klasse 1	57.359
82	39	Johanson Mike	DE	.	.	..	K1 Rooki	.	.	Francorchamps BE	Race 2 - Klasse 1	57.658



## Championship 2018 - Belgian Grand Prix

Event best laps

Pos	N°	Racer	Nat.	Federation	Country	Make	Class	Category	Club	Team	Run of reference	Best Lap
83	5	Jackers Yoann	BE				MiniGP			Francorchamps BE	Race 2 - Klasse 5	57.657
84	888	Klingenberg Nils	DE				K1 Rooki			Francorchamps BE	Race 2 - Klasse 1	57.860
85	66	Dracht Dustin Miles	DE				K1 Rooki			Francorchamps BE	Race 1 - Klasse 1	57.948
86	5	Rappe Apolline	BE				MiniGP			Francorchamps BE	Race 2 - Klasse 5	58.067
87	16	Lallemand Jonathan	BE				MiniGP			Francorchamps BE	Race 1 - Klasse 5	58.275
88	42	Neufang Norman	DE				K1 Rooki			Francorchamps BE	Chrono 1 - Klasse 1	58.417
89	313	Trichs Marcel	DE				K1 Rooki			Francorchamps BE	Race 2 - Klasse 1	59.009
90	93	Hernan Thomas	BE				Moto 4			Francorchamps BE	Chrono 2 - Klasse 4	59.060
91	93	Hannot Olivier	BE				JuniorGP			Francorchamps BE	Race 1 - Klasse 5	59.479
92	24	Prunier Gaetan	FR				HC			Francorchamps BE	Chrono 2 - Klasse 7	59.883
93	97	Woelle Werner	DE				K1 Rooki			Francorchamps BE	Race 1 - Klasse 1	01:01.007
94	411	Schiller Christian	DE				K1 Rooki			Francorchamps BE	Race 2 - Klasse 1	01:01.465
95	55	Dufrane Hugo	BE				JuniorGP			Francorchamps BE	Race 1 - Klasse 5	01:02.098
96	8	Dekken Cody	DE				K1 Rooki			Francorchamps BE	Race 1 - Klasse 1	01:02.334
97	26	Calcus Kevin	BE				JuniorGP			Francorchamps BE	Race 1 - Klasse 5	01:02.625
98	6	Kipping Guido	NL				K1 Rooki			Francorchamps BE	Race 2 - Klasse 1	01:03.279
99	4	Mayerle Michael	DE				K1 Rooki			Francorchamps BE	Race 1 - Klasse 1	01:03.614
100	7	Mahoudeau Axel	FR				GP-10			Francorchamps BE	Race 2 - Klasse 7	01:04.842
101	7	Tiart Alexis	BE				HC			Francorchamps BE	Race 2 - Klasse 7	01:06.294
102	5	Masson Miro	BE				Pocket J			Francorchamps BE	Race 2 - Klasse 7	01:06.801
103	12	Bosmans Nathan	BE				Pocket J			Francorchamps BE	Race 2 - Klasse 7	01:07.881
104	92	Wolle Max	DE				K1 Rooki			Francorchamps BE	Race 1 - Klasse 1	01:09.301
105	26	Calcus Kevin	BE				FEP			Francorchamps BE	Race 2 - Klasse 7	01:09.776
106	8	Daubechies Luca	BE				GP-10			Francorchamps BE	Chrono 2 - Klasse 7	01:10.034
107	887	Pipart Tom	BE				FEP			Francorchamps BE	Race 1 - Klasse 7	01:13.197
108	17	Hannot Tiziano	BE				FEP			Francorchamps BE	Race 1 - Klasse 7	01:13.262
109	4	Durant Clement	BE				FEP			Francorchamps BE	Race 2 - Klasse 7	01:14.487
110	112	Knop Josi	DE				GP-10			Francorchamps BE	Race 2 - Klasse 7	01:17.156
111	93	Cortvint Leny	BE				FEP			Francorchamps BE	Race 2 - Klasse 7	01:29.331

**Endurance Championship 2018 - Eurocup****Francorchamps BE - Chrono - Endurance**

Race type : Timed session best lap

Pos	N° Racer	Nat.	Make	Class	Team	Laps	Race Time	Best Lap	Lap	Diff	Gap
1	996 B2 Plastic	DE		K8 Endu		8	12:38.252	51.829	8	-	-
2	161 Philman team	BE		Endu 25		14	14:55.855	52.733	7	00.904	00.904
3	1 Team JRT	FR		Endu 25		19	19:50.899	53.221	8	01.392	00.488
4	122 GT Racing	DE		K8 Endu		14	15:53.432	54.003	10	02.174	00.782
5	171 HK 3	DE		K8 Endu		9	09:19.841	54.239	4	02.410	00.236
6	11 Team Iatrakis 11 23	BE		Endu 25		17	18:05.060	54.335	13	02.506	00.096
7	20 2RS Performance	DE		K8 Endu		16	15:51.067	55.022	14	03.193	00.687
8	36 Ronny RT	BE		Endu 25		13	13:06.814	55.630	11	03.801	00.608
9	8 Avalanche	BE		Endu 25		19	19:07.216	55.949	13	04.120	00.319
10	58 Nailstagram RT	DE		Endu 15		14	16:31.430	56.225	14	04.396	00.276
11	68 Pumba RT	DE		K8 Endu		20	19:16.373	56.298	13	04.469	00.073
12	24 THP Racing Team 24 50	FR		Endu 15		18	19:24.495	56.540	11	04.711	00.242
13	12 Soulle Racing	LU		Endu 25		12	17:45.999	57.571	6	05.742	01.031
14	47 Team TSR	DE		K8 Endu		9	11:06.736	57.650	9	05.821	00.079
15	5 Les Mijolles	BE		Endu 15		12	19:54.140	59.793	5	07.964	02.143
16	27 Chickentown RT	DE		K8 Endu		15	19:05.017	01:02.961	5	11.132	03.168
17	158 Sicli	DE		Endu 15		16	19:27.898	01:04.440	5	12.611	01.479
18	3 R N D Racing	DE		K8 Endu		4	08:47.519	01:05.036	4	13.207	00.596
19	35 ATH Lift	BE		Endu 15		10	12:42.009	01:09.001	8	17.172	03.965

Fastest lap by 51.829 - 996 B2 Plastic in lap 8  
date and time: 08/09/2018 - 16:23:20.647 -Start race 08/09/2018 16:10:42  
End race 08/09/2018 16:31:12

Race Director: . . . . .

Technical Comission EST / 2Race,be

Admin: Katrien De Groof - LIVE Timing - livetiming.be

The result are provisional until the according to the Race Control



## Endurance Championship 2018 - Eurocup

## Francorchamps BE - Endurance

Race type : Race(sorted by laps and time)

Classification after 196 Laps (0,000 )

Pos	N° Racer	Nat.	Make	Class	Team	Laps	Race Time	Best Lap	Lap	Diff	Gap
1	996 B2 Plastic	DE		K8 Endu		196	03:00:15.444	51.155	45	-	-
2	1 Team JRT	FR		Endu 25		191	03:00:24.324	52.551	97	5 Laps	5 Laps
3	36 Ronny Racing Team	BE		Endu 25		188	03:01:01.285	52.552	19	8 Laps	3 Laps
4	171 HK 3	DE		K8 Endu		186	03:01:01.352	52.217	81	10 Laps	2 Laps
5	122 GT Racing	DE		K8 Endu		185	03:00:30.683	53.169	111	11 Laps	1 Lap
6	161 Philman team	BE		Endu 25		185	03:00:43.571	52.409	10	11 Laps	12.888
7	12 Soulle Racing	LU		Endu 25		178	03:00:21.397	56.523	16	18 Laps	7 Laps
8	8 Avalanche	BE		Endu 25		176	03:00:25.435	56.430	32	20 Laps	2 Laps
9	20 2RS Performance	DE		K8 Endu		175	03:00:47.783	54.700	25	21 Laps	1 Lap
10	58 Nailstagram RT	DE		Endu 15		174	03:00:22.103	55.577	17	22 Laps	1 Lap
11	11 Team Intrakis 11 23	BE		Endu 25		168	03:00:20.118	55.525	54	28 Laps	6 Laps
12	24 THP Racing Team 24 50	FR		Endu 15		165	03:00:47.114	56.809	46	31 Laps	3 Laps
13	158 Sicli	DE		Endu 15		148	03:00:20.264	01:04.354	24	48 Laps	17 Laps
14	27 Chickentown RT	DE		K8 Endu		139	03:00:19.907	01:00.843	27	57 Laps	9 Laps
15	5 Les Mijolles	BE		Endu 15		137	03:01:31.747	59.059	48	59 Laps	2 Laps
16	3 R N D Racing	DE		K8 Endu		103	03:00:51.716	01:00.406	40	93 Laps	34 Laps
<b>DNF</b>											
1	109 AKA Racing 109 38 28	DE		Endu 25		124	02:22:14.876	58.830	123	-	-
2	68 Pumba RT	DE		K8 Endu		115	02:09:06.340	55.686	18	-	-
<b>Not Qualified</b>											
1	35 ATH Lift	BE		Endu 15		93	01:51:58.561	01:04.678	49	-	-
2	47 Team TSR	DE		Endu 25		76	01:37:47.067	55.043	55	-	-

Fastest lap by 51.155 - 996 B2 Plastic in lap 45  
date and time: 08/09/2018 - 19:24:47.847 -

Start race 08/09/2018 18:45:35  
End race 08/09/2018 21:47:18

Race Director: . . . . .

Technical Comission EST / 2Race.be

Admin: Katrien De Groof - LIVE Timing - livetiming.be

The result are provisional until the according to the Race Control

**Endurance Championship 2018 - Eurocup****Francorchamps BE - Endurance**

Race type : Race(sorted by laps and time)

**Classification after 196 Laps (0,000 )**

Pos	N° Racer	Nat.	Make	Class	Team	Laps	Race Time	Best Lap	Lap	Diff	Gap
<b>Classe Endu 15</b>											
1	58 Nailstagram RT	DE		Endu 15		174	03:00:22.103	55.577	17	22 Laps	1 Lap
2	24 THP Racing Team 24 50	FR		Endu 15		165	03:00:47.114	56.809	46	31 Laps	3 Laps
3	158 Sicli	DE		Endu 15		148	03:00:20.264	01:04.354	24	48 Laps	17 Laps
4	5 Les Mijolles	BE		Endu 15		137	03:01:31.747	59.059	48	59 Laps	2 Laps
<b>DNF</b>											
<b>Not Qualified</b>											
1	35 ATH Lift	BE		Endu 15		93	01:51:58.561	01:04.678	49	-	-
<b>Classe Endu 25</b>											
1	1 Team JRT	FR		Endu 25		191	03:00:24.324	52.551	97	5 Laps	5 Laps
2	36 Ronny Racing Team	BE		Endu 25		188	03:01:01.285	52.552	19	8 Laps	3 Laps
3	161 Philman team	BE		Endu 25		185	03:00:43.571	52.409	10	11 Laps	12.888
4	12 Soulle Racing	LU		Endu 25		178	03:00:21.397	56.523	16	18 Laps	7 Laps
5	8 Avalanche	BE		Endu 25		176	03:00:25.435	56.430	32	20 Laps	2 Laps
6	11 Team Iatrakis 11 23	BE		Endu 25		168	03:00:20.118	55.525	54	28 Laps	6 Laps
<b>DNF</b>											
1	109 AKA Racing 109 38 28	DE		Endu 25		124	02:22:14.876	58.830	123	-	-
<b>Not Qualified</b>											
1	47 Team TSR	DE		Endu 25		76	01:37:47.067	55.043	55	-	-
<b>Classe K8 Endu</b>											
1	996 B2 Plastic	DE		K8 Endu		196	03:00:15.444	51.155	45	-	-
2	171 HK 3	DE		K8 Endu		186	03:01:01.352	52.217	81	10 Laps	2 Laps
3	122 GT Racing	DE		K8 Endu		185	03:00:30.683	53.169	111	11 Laps	1 Lap
4	20 2RS Performance	DE		K8 Endu		175	03:00:47.783	54.700	25	21 Laps	1 Lap
5	27 Chickentown RT	DE		K8 Endu		139	03:00:19.907	01:00.843	27	57 Laps	9 Laps
6	3 R N D Racing	DE		K8 Endu		103	03:00:51.716	01:00.406	40	93 Laps	34 Laps
<b>DNF</b>											
1	68 Pumba RT	DE		K8 Endu		115	02:09:06.340	55.686	18	-	-

Fastest lap by 51.155 - 996 B2 Plastic in lap 45  
date and time: 08/09/2018 - 19:24:47.847 -Start race 08/09/2018 18:45:35  
End race 08/09/2018 21:47:18

Race Director: . . . . .

Technical Comission EST / 2Race,be

Admin: Katrien De Groof - LIVE Timing - livetiming.be

The result are provisional until the according to the Race Control








### Endurance Championship 2018 - Eurocup

### Francorchamps BE - Endurance

Race type : Race(sorted by laps and time)

#### Analysis

		4°										5°											
		HK 3										GT Racing											
86	54.377	+02	55.074	+02	55.204	42	59.225	86	53.376	+02	58.395	+02	01:01.429	42	58.101	86	54.633	+02	53.760				
87	52.824	+02	01:07.339	+02	55.355	43	59.962	87	53.420	+02	57.112	+02	01:00.883	43	59.269	87	54.170	+02	55.258				
88	55.262	+02	55.541	+02	54.805	44	58.964	88	52.826	+02	57.436	+02	01:00.826	44	56.164	88	56.099	+02	54.325				
89	53.221	+02	54.383	+02	55.352	45	59.314	89	52.761	+02	58.157	+02	01:01.086	45	55.789	89	54.832	+02	54.482				
90	52.978	+02	55.379	+02	54.690	1	00.000	90	52.941	+02	57.217	+02	01:01.395	46	58.905	90	55.227	+02	54.613				
91	54.300	+02	01:23.027	+02	54.917	2	59.359	91	53.936	+02	58.216	+02	01:01.232	47	59.069	91	54.873	+02	54.135				
92	53.259	+02	57.712	+02	55.094	3	57.840	92	53.245	+02	58.975	+02	01:01.131	48	57.188	92	01:01.714	+02	54.087				
93	55.261	+02	54.967	+02	57.401	4	55.515	93	52.998	+02	57.209	+02	01:00.251	49	01:37.014	93	55.140	+02	53.548				
94	54.012	+02	55.421	+02	55.340	5	55.563	94	52.989	+02	01:07.464	+02	01:00.552	50	59.398	94	57.005	+02	01:10.703				
95	54.187	+02	54.209	+02	56.745	6	56.634	95	57.692	95	53.873	+02	01:00.335	51	57.398	95	56.818	+02	55.967				
96	02:14.136	+02	54.835	+02	55.413	7	56.079	96	58.856	96	55.283	+02	02:04.545	+02	01:00.787	8	55.705	52	56.014	96	56.598	+02	55.586
97	57.354	+02	55.773	+02	55.753	8	55.568	97	56.238	97	53.402	+02	58.791	+02	01:00.683	9	57.962	53	55.828	97	02:37.034	+02	01:10.665
98	56.953	+02	54.504	+02	56.046	9	57.909	98	59.122	98	52.267	+02	56.834	+02	01:00.828	10	55.784	54	56.206	98	55.387	+02	55.982
99	56.864	+02	55.975	+02	56.017	10	55.907	99	57.485	99	53.282	+02	55.377	11	57.586	55	56.206	99	56.273	+02	01:27.795		
+02	55.104	+02	54.851	+02	56.393	11	55.510	56	57.880	+02	54.029	+02	56.632	12	56.761	56	55.658	+02	53.464	+02	01:00.453		
+02	54.952	+02	56.811			12	56.985	57	57.957	+02	52.931	+02	55.706	13	56.639	57	58.831	+02	53.814	+02	56.698		
+02	56.170	+02	54.339			13	55.552	58	57.954	+02	53.508	+02	56.259	14	57.639	58	55.925	+02	54.235	+02	57.426		
+02	55.805	+02	54.953			14	55.445	59	58.417	+02	53.457	+02	57.711	15	57.804	59	56.223	+02	56.103	+02	56.935		
+02	55.937	+02	54.282			15	54.550	60	58.649	+02	54.060	+02	55.505	16	57.420	60	56.828	+02	53.538	+02	56.497		
+02	55.081	+02	54.855			16	54.558	61	58.799	+02	53.180	+02	55.770	17	56.281	61	55.032	+02	53.262	+02	56.636		
+02	55.269	+02	53.663			17	55.300	62	01:00.355	+02	54.680	+02	55.473	18	56.371	62	55.369	+02	55.945	+02	55.918		
+02	54.831	+02	55.802			18	54.851	63	59.418	+02	53.164	+02	56.021	19	57.303	63	57.311	+02	54.404	+02	58.126		
+02	54.998	+02	56.226			19	54.786	64	01:00.246	+02	52.689	+02	55.155	20	56.596	64	01:01.849	+02	53.240	+02	55.356		
+02	55.638	+02	54.934			20	54.847	65	01:44.065	+02	02:01.043	+02	56.282	21	56.039	65	56.233	+02	53.444	+02	55.113		
+02	57.484	+02	53.548			21	54.584	66	54.722	+02	01:02.918	+02	56.024	22	56.284	66	55.044	+02	54.024	+02	55.562		
+02	55.542	+02	53.393			22	55.385	67	53.400	+02	01:00.022	+02	54.995	23	56.362	67	55.147	+02	53.169	+02	55.795		
+02	56.659	+02	54.744			23	54.506	68	53.792	+02	58.887	+02	56.502	24	56.088	68	55.575	+02	54.528	+02	58.477		
+02	56.734	+02	55.654			24	54.554	69	53.067	+02	01:00.873	+02	55.297	25	56.106	69	54.528	+02	54.742	+02	58.564		
+02	54.969	+02	53.699			25	55.749	70	53.777	+02	59.169	+02	55.903	26	56.515	70	58.467	+02	54.667	+02	55.369		
+02	55.303	+02	54.985			26	54.849	71	53.116	+02	58.663	+02	54.788	27	56.062	71	56.141	+02	53.190	+02	56.080		
+02	55.103	+02	53.900			27	54.447	72	53.094	+02	58.804	+02	55.934	28	55.914	72	54.829	+02	54.525	+02	55.882		
+02	55.056	+02	55.736			28	55.425	73	53.907	+02	58.988	+02	56.283	29	56.212	73	56.072	+02	53.424	+02	55.089		
+02	55.920	+02	54.881			29	54.537	74	52.464	+02	58.956	+02	55.895	30	56.154	74	56.216	+02	54.868	+02	55.145		
+02	55.188	+02	55.673			30	54.294	75	52.439	+02	57.938	+02	55.361	31	57.417	75	54.410	+02	54.352	+02	54.753		
+02	55.057	+02	02:07.912			31	55.634	76	52.754	+02	58.239	+02	55.114	32	56.079	76	55.060	+02	54.346	+02	55.787		
+02	54.928	+02	55.605			32	54.402	77	53.706	+02	58.065	+02	56.217	33	56.777	77	55.181	+02	53.668	+02	55.659		
+02	54.201	+02	55.465			33	56.246	78	52.488	+02	58.092	+02	56.913	34	57.871	78	55.501	+02	53.412	+02	55.271		
+02	54.950	+02	57.191			34	01:53.844	79	52.289	+02	57.939	+02	55.490	35	56.951	79	54.715	+02	54.855	+02	55.143		
+02	54.426	+02	55.333			35	01:00.710	80	53.325	+02	57.757	+02	54.647	36	57.285	80	55.438	+02	53.675	+02	56.144		
+02	54.063	+02	55.456			36	01:00.800	81	<b>52.217</b>	+02	57.863	+02	01:54.523	37	56.600	81	54.487	+02	53.266	+02	55.145		
+02	55.995	+02	57.322			37	01:00.282	82	54.807	+02	57.269	+02	01:04.983	38	57.054	82	55.758	+02	54.062	+02	55.887		
+02	55.517	+02	54.748			38	01:03.558	83	53.402	+02	57.984	+02	01:03.441	39	56.934	83	55.425	+02	53.613	+02	55.700		
+02	03:02.586	+02	54.917			39	01:00.271	84	52.868	+02	58.975	+02	01:02.623	40	56.130	84	55.216	+02	53.288	+02	55.479		
+02	55.915	+02	54.862			40	01:00.008	85	53.901	+02	58.162	+02	01:02.067	41	55.917	85	54.832	+02	53.394	+02	57.947		



## Endurance Championship 2018 - Eurocup

## Francorchamps BE - Endurance

Race type : Race(sorted by laps and time)

### Analysis

6°		7°		8°												
Philman team		Soule Racing		Avalanche												
+02 56.433	42	59.222	86	55.679	+02 55.117	+02 56.779	42	58.195	86	01:44.385	+02 01:01.201	+02 59.125				
+02 54.923	43	59.482	87	55.556	+02 56.347	+02 58.230	43	59.263	87	01:02.702	+02 01:00.952	+02 58.496				
+02 55.077	44	59.716	88	57.047	+02 56.045	+02 56.261	44	59.439	88	01:02.553	+02 01:01.203	+02 01:00.241				
+02 56.687	1	00.000	45	59.492	89	56.428	+02 56.087	+02 56.579	90	01:01.451	+02 01:00.527	+02 59.558				
+02 54.643	2	54.846	46	01:00.555	90	55.964	+02 55.608	+02 55.114	1	00.000	45	01:00.924	89	59.248	+02 01:00.662	+02 58.918
+02 05:50.003	3	53.490	47	01:01.173	91	55.579	+02 55.778	+02 59.555	2	01:03.665	46	01:03.754	90	01:01.451	+02 01:00.627	+02 59.558
+02 58.352	4	53.212	48	01:00.863	92	57.829	+02 56.999	+02 57.103	3	01:00.648	47	58.873	91	58.991	+02 01:00.649	
+02 56.375	5	53.634	49	01:02.668	93	57.189	+02 57.223	+02 58.217	4	59.122	48	01:01.882	92	58.897	+02 01:00.478	
+02 55.371	6	53.365	50	01:02.135	94	55.569	+02 56.197	+02 58.174	5	58.055	49	01:43.455	93	58.978	+02 01:03.185	
+02 54.537	7	53.996	51	01:00.917	95	01:47.200	+02 56.202	+02 58.029	6	57.636	50	01:05.710	94	59.054	+02 01:00.986	
+02 55.993	8	52.898	52	59.467	96	58.667	+02 55.451	+02 57.975	7	58.240	51	01:01.860	95	58.472	+02 01:00.363	
+02 55.559	9	52.704	53	01:00.254	97	56.353	+02 55.634	+02 57.915	8	59.201	52	01:02.238	96	58.256	+02 59.494	
	10	<b>52.409</b>	54	01:00.945	98	53.538	+02 55.480		9	57.631	53	01:00.452	97	59.293	+02 01:02.800	
	11	53.269	55	01:00.282	99	53.088	+02 56.260		10	58.020	54	01:01.174	98	58.670	+02 01:01.824	
	12	53.597	56	01:01.155	+02 54.220	+02 56.668			11	57.490	55	59.997	99	59.164	+02 59.970	
	13	53.765	57	01:00.724	+02 53.451	+02 56.520			12	57.035	56	01:02.314	+02 59.443	+02 01:00.706		
	14	53.382	58	01:00.409	+02 54.867	+02 02:07.678			13	57.315	57	01:00.313	+02 59.594	+02 59.789		
	15	53.196	59	01:00.331	+02 53.310	+02 01:03.644			14	58.043	58	01:01.047	+02 58.689	+02 01:00.963		
	16	53.307	60	01:01.361	+02 53.320	+02 01:01.606			15	56.851	59	59.465	+02 01:00.495	+02 01:00.077		
	17	53.703	61	01:00.606	+02 53.180	+02 01:00.817			16	<b>56.523</b>	60	01:00.648	+02 01:00.160	+02 01:00.719		
	18	54.532	62	01:00.665	+02 54.389	+02 01:01.757			17	56.760	61	01:00.645	+02 59.351	+02 01:00.150		
	19	54.600	63	01:40.124	+02 53.822	+02 01:01.732			18	57.252	62	01:02.011	+02 59.316	+02 59.803		
	20	54.054	64	57.478	+02 53.622	+02 01:00.764			19	56.554	63	01:00.473	+02 59.340	+02 01:03.135		
	21	53.319	65	56.494	+02 53.000	+02 01:00.052			20	57.409	64	01:00.143	+02 01:00.516	+02 59.801		
	22	53.513	66	55.557	+02 53.441	+02 01:00.289			21	56.884	65	01:02.172	+02 59.050	+02 01:00.664		
	23	53.408	67	55.463	+02 54.239	+02 01:01.940			22	57.292	66	01:00.007	+02 01:00.812	+02 59.732		
	24	53.796	68	55.610	+02 53.112	+02 01:01.534			23	57.051	67	59.888	+02 59.242	+02 59.781		
	25	53.657	69	55.280	+02 54.095	+02 59.391			24	57.066	68	59.779	+02 59.344	+02 01:00.505		
	26	53.259	70	55.983	+02 54.512	+02 01:00.660			25	57.189	69	59.270	+02 59.889	+02 59.676		
	27	55.409	71	54.684	+02 54.654	+02 01:00.703			26	57.145	70	01:01.538	+02 58.443	+02 59.617		
	28	53.711	72	54.558	+02 53.368	+02 58.776			27	57.690	71	59.859	+02 59.177	+02 59.826		
	29	53.878	73	56.097	+02 54.319	+02 59.182			28	56.652	72	59.306	+02 59.221	+02 01:01.024		
	30	53.822	74	55.491	+02 53.644	+02 59.758			29	57.858	73	59.852	+02 01:00.824	+02 01:54.320		
	31	54.228	75	55.699	+02 54.615	+02 59.393			30	57.456	74	01:00.484	+02 58.941	+02 01:04.062		
	32	53.451	76	55.421	+02 53.881	+02 01:02.042			31	57.262	75	59.993	+02 59.484	+02 01:00.761		
	33	53.502	77	55.525	+02 53.844	+02 59.595			32	57.513	76	01:00.263	+02 58.882	+02 59.982		
	34	02:05.091	78	55.294	+02 54.430	+02 01:48.454			33	58.303	77	01:02.603	+02 59.912	+02 59.370		
	35	01:00.246	79	55.098	+02 54.800	+02 58.439			34	57.830	78	59.396	+02 01:01.663	+02 58.783		
	36	57.994	80	55.156	+02 02:19.091	+02 58.923			35	57.993	79	59.065	+02 01:00.145	+02 58.638		
	37	58.993	81	55.214	+02 59.187	+02 58.020			36	57.666	80	59.699	+02 01:01.262	+02 59.683		
	38	58.681	82	57.631	+02 55.752	+02 56.593			37	57.242	81	59.214	+02 01:49.432	+02 58.026		
	39	58.621	83	57.602	+02 55.504	+02 56.935			38	57.404	82	58.622	+02 01:10.081	+02 57.938		
	40	01:00.974	84	56.912	+02 56.408	+02 56.249			39	59.561	83	59.338	+02 01:02.646	+02 58.951		
	41	58.665	85	55.974	+02 58.830	+02 57.242			40	01:00.146	84	01:03.147	+02 01:02.099	+02 58.921		
									41	57.550	85	01:00.122	+02 01:02.703	+02 59.234		



### Endurance Championship 2018 - Eurocup

### Francorchamps BE - Endurance

Race type : Race(sorted by laps and time)

#### Analysis

		9°		10°							
		ZRS		Nalstagram RT							
		Performance									
42	58.927	86	01:00.060	+02	01:08.559	+02	59.864	42	01:02.170	86	59.583
43	57.246	87	58.817	+02	01:05.196	+02	58.985	43	01:02.021	87	59.319
44	58.422	88	59.694	+02	01:02.166	+02	58.833	44	01:01.351	88	01:00.809
45	01:00.796	89	59.914	+02	01:00.494			45	01:02.475	89	59.318
46	01:01.032	90	02:49.923	+02	59.909			46	01:02.174	90	59.604
47	58.521	91	01:06.140	+02	01:01.271			47	01:01.610	91	58.551
48	01:56.309	92	01:00.720	+02	01:00.638			48	01:00.234	92	58.775
49	01:04.242	93	01:01.309	+02	59.912			49	01:00.843	93	59.462
50	01:03.667	94	01:03.209	+02	01:00.218			50	59.979	94	59.199
51	01:00.202	95	01:00.416	+02	01:00.463			51	59.727	95	03:11.525
52	01:00.517	96	59.615	+02	01:00.197			52	01:01.423	96	01:07.136
53	01:00.009	97	59.852	+02	59.909			53	01:01.805	97	01:04.119
54	59.104	98	01:02.442	+02	01:00.570			54	59.816	98	01:04.352
55	59.153	99	01:00.266	+02	01:00.414			55	59.400	99	01:03.870
56	59.578	+02	01:01.423	+02	01:00.271			56	01:00.684	+02	01:01.917
57	59.684	+02	01:01.407	+02	59.847			57	01:00.489	+02	01:01.859
58	58.566	+02	01:03.555	+02	01:01.189			58	59.135	+02	01:01.512
59	58.759	+02	01:01.578	+02	01:00.331			59	58.924	+02	01:03.053
60	58.881	+02	01:01.609	+02	59.836			60	01:01.029	+02	01:03.420
61	59.829	+02	01:02.161	+02	01:00.057			61	01:00.485	+02	01:01.309
62	59.103	+02	01:02.714	+02	59.865			62	01:00.370	+02	01:03.304
63	59.457	+02	01:02.303	+02	01:00.383			63	02:21.372	+02	01:01.761
64	58.519	+02	01:02.991	+02	01:00.225			64	01:01.163	+02	01:01.787
65	58.867	+02	01:02.999	+02	01:00.156			65	59.420	+02	01:01.104
66	59.169	+02	01:02.982	+02	59.866			66	59.270	+02	01:01.263
67	58.592	+02	01:02.631	+02	01:00.288			67	58.999	+02	01:01.235
68	59.709	+02	01:03.245	+02	59.756			68	59.038	+02	01:00.881
69	59.199	+02	01:04.232	+02	58.700			69	59.498	+02	01:02.118
70	59.690	+02	01:03.454	+02	59.341			70	59.062	+02	01:02.025
71	59.270	+02	01:02.736	+02	01:00.877			71	59.430	+02	01:02.463
72	58.729	+02	01:03.658	+02	01:20.239			72	59.833	+02	01:01.923
73	58.930	+02	01:03.509	+02	01:00.292			73	59.131	+02	02:36.197
74	58.438	+02	01:04.788	+02	01:00.738			74	59.575	+02	01:02.265
75	58.861	+02	01:02.412	+02	59.028			75	59.609	+02	01:01.378
76	58.702	+02	01:04.176	+02	58.919			76	59.258	+02	01:00.407
77	58.633	+02	01:01.897	+02	59.169			77	59.603	+02	59.404
78	58.932	+02	01:02.461	+02	59.351			78	59.940	+02	59.504
79	01:00.238	+02	01:05.029	+02	58.466			79	59.776	+02	58.494
80	58.894	+02	01:02.605	+02	58.944			80	59.377	+02	59.006
81	01:00.701	+02	01:03.697	+02	59.823			81	59.376	+02	58.073
82	58.609	+02	01:04.746	+02	58.993			82	59.701	+02	58.337
83	57.833	+02	01:02.068	+02	58.472			83	59.734	+02	01:01.432
84	58.577	+02	01:04.151	+02	59.162			84	59.360	+02	57.968
85	58.344	+02	02:26.364	+02	59.174			85	59.540	+02	58.174




## Endurance Championship 2018 - Eurocup

## Francorchamps BE - Endurance

Race type : Race(sorted by laps and time)

### Analysis

+02 58.750		+02 59.114		11°		+02 57.338		+02 01:02.441		+02 02:17.897		12°		+02 57.038		+02 01:03.335		+02 01:04.048		13°		+02 01:08.314	
+02 59.087		+02 58.342		Team Iatrakis 11 23		+02 57.811		+02 01:04.321		+02 01:05.711		THP Racing Team 24 50		+02 57.070		+02 01:03.037		+02 01:04.151		Sicli		+02 01:07.860	
+02 58.803		+02 57.919		1 00.000		+02 57.305		+02 01:04.222		+02 01:05.175		4 00.000		+02 01:00.096		+02 01:02.068		+02 01:05.647		1 00.000		+02 01:09.484	
+02 58.342		+02 58.740		2 59.576		+02 56.822		+02 01:04.694		+02 01:47.577		2 01:03.024		+02 58.697		+02 01:03.280		+02 01:05.813		2 01:10.861		+02 01:08.988	
+02 58.740		+02 58.142		3 04:08.243		+02 57.571		+02 01:00.413		+02 01:02.810		3 01:02.037		+02 57.516		+02 01:03.298		+02 01:03.611		3 01:13.252		+02 01:08.234	
+02 58.142		+02 58.739		4 02:12.516		+02 58.135		+02 01:02.412		+02 01:01.796		4 01:01.095		+02 57.007		+02 01:04.722		+02 02:01.958		4 01:11.940		+02 01:09.805	
+02 58.255		+02 59.703		5 01:02.577		+02 57.300		+02 01:01.769		+02 01:00.173		5 57.272		+02 57.559		+02 01:02.265		+02 59.595		5 01:09.305		+02 01:09.004	
+02 01:00.510		+02 01:03.832		6 01:00.661		+02 58.333		+02 01:01.504		+02 57.860		6 57.422		+02 03:21.220		+02 01:01.846		+02 01:00.169		6 01:09.293		+02 01:09.766	
+02 59.434		+02 59.724		7 58.587		+02 56.465		+02 01:00.510		+02 58.490		7 58.050		+02 01:02.412		+02 01:02.213		+02 57.748		7 01:09.773		+02 01:08.783	
+02 58.480		+02 01:01.432		8 58.486		+02 56.968		+02 59.534		+02 59.644		8 58.090		+02 01:01.044		+02 01:01.927		+02 58.008		8 01:08.399		+02 01:08.743	
+02 58.969		+02 01:00.519		9 56.775		+02 56.765		+02 01:00.176		+02 59.644		9 58.398		+02 01:02.163		+02 01:03.115		+02 59.206		9 01:09.181		+02 01:08.105	
+02 59.422		+02 58.786		10 56.136		+02 55.525		+02 01:01.128		+02 58.186		10 59.241		+02 01:00.678		+02 01:02.612		+02 58.244		10 01:06.681		+02 01:08.105	
+02 59.113		+02 59.113		11 57.631		+02 58.344		+02 01:01.409		+02 57.255		11 57.086		+02 01:01.821		+02 01:02.381		+02 59.793		11 01:07.404		+02 01:07.410	
+02 59.453		+02 02:16.182		12 55.937		+02 57.749		+02 01:00.648		+02 57.761		12 57.162		+02 01:02.023		+02 02:16.202		+02 58.000		12 01:06.704		+02 01:08.785	
+02 01:07.049		+02 01:01.171		13 57.240		+02 56.542		+02 01:01.285		+02 58.774		13 59.818		+02 01:01.082		+02 01:01.869		+02 59.869		13 01:06.455		+02 01:09.423	
+02 01:02.959		+02 01:01.685		14 56.347		+02 57.168		+02 59.896		+02 57.732		14 58.406		+02 01:01.133		+02 59.040		+02 01:01.046		14 01:06.867		+02 01:09.124	
+02 01:03.238		+02 01:01.022		15 56.760		+02 57.168		+02 59.896		+02 57.732		15 58.220		+02 01:01.994		+02 58.477		+02 57.766		15 01:07.671		+02 01:08.353	
+02 01:02.959		+02 01:01.722		16 55.751		+02 58.646		+02 01:01.057		+02 57.993		16 57.822		+02 59.996		+02 57.807		+02 57.782		16 01:07.671		+02 01:08.353	
+02 01:01.135		+02 01:01.135		17 55.866		+02 58.646		+02 01:01.057		+02 57.993		17 57.752		+02 01:01.513		+02 01:00.219		+02 59.282		17 01:07.564		+02 01:08.690	
+02 01:02.346		+02 01:01.244		18 56.801		+02 56.554		+02 01:00.373		+02 58.717		18 57.714		+02 01:01.369		+02 59.879		+02 57.294		18 01:06.906		+02 01:09.575	
+02 01:00.936		+02 01:00.936		19 56.345		+02 56.102		+02 01:01.756		+02 01:00.646		19 57.035		+02 01:01.676		+02 59.047		+02 01:02.220		19 01:06.842		+02 01:10.932	
+02 01:00.011		+02 01:00.011		20 56.097		+02 64.221		+02 01:00.259		+02 01:00.836		20 56.817		+02 01:01.261		+02 59.592		+02 01:02.614		20 01:07.755		+02 01:11.589	
+02 01:01.171		+02 01:01.171		21 56.302		+02 65.014		+02 01:01.020		+02 59.243		21 58.365		+02 02:02.895		+02 59.720		+02 01:00.822		21 01:06.573		+02 01:09.586	
+02 01:01.171		+02 01:01.171		22 56.149		+02 66.59		+02 01:00.918		+02 58.548		22 02:42.780		+02 57.389		+02 57.925		+02 57.879		22 01:05.667		+02 01:09.473	
+02 01:01.135		+02 01:01.135		23 56.099		+02 67.59		+02 59.328		+02 01:00.946		23 01:06.260		+02 57.585		+02 57.514		+02 57.516		23 01:06.050		+02 01:09.996	
+02 01:02.346		+02 01:01.244		24 57.273		+02 68.59		+02 59.294		+02 59.139		24 01:02.050		+02 58.926		+02 59.450		+02 58.767		24 01:04.354		+02 01:09.477	
+02 01:00.936		+02 01:00.936		25 55.889		+02 69.58		+02 01:01.828		+02 58.916		25 01:01.255		+02 56.926		+02 59.450		+02 58.767		25 01:04.904		+02 01:09.477	
+02 01:00.011		+02 01:00.011		26 59.335		+02 70.58		+02 01:00.728		+02 59.329		26 01:01.151		+02 58.785		+02 59.584		+02 57.975		26 01:08.349		+02 01:09.750	
+02 59.745		+02 01:01.885		27 56.151		+02 71.01		+02 02:14.881		+02 57.936		27 01:00.717		+02 56.936		+02 01:00.348		+02 57.173		27 01:07.891		+02 01:07.904	
+02 01:01.885		+02 01:00.416		28 56.734		+02 72.58		+02 01:10.732		+02 58.142		28 01:00.532		+02 57.104		+02 59.947		+02 57.081		28 01:07.891		+02 01:07.904	
+02 01:00.218		+02 01:00.218		29 57.815		+02 73.58		+02 01:05.397		+02 58.534		29 01:00.532		+02 57.861		+02 03:19.385		+02 01:53.399		29 01:09.145		+02 01:08.004	
+02 01:00.690		+02 01:00.690		30 56.749		+02 74.01		+02 01:07.348		+02 56.917		30 01:00.337		+02 58.408		+02 01:09.426		+02 01:07.041		30 03:07.506		+02 01:07.864	
				31 56.383		+02 75.58		+02 01:05.482		+02 01:00.035		31 01:00.382		+02 57.820		+02 01:06.768		+02 01:05.042		31 01:07.842		+02 01:08.814	
				32 01:52.864		+02 76.59		+02 01:04.091		+02 58.978		32 02:31.158		+02 57.354		+02 01:04.781		+02 01:04.080		32 01:07.360		+02 01:10.364	
				33 01:03.512		+02 77.58		+02 01:06.003		+02 01:00.337		33 01:01.251		+02 58.671		+02 01:03.769		+02 01:04.713		33 01:09.430		+02 01:10.893	
				34 01:02.009		+02 78.58		+02 01:06.110		+02 59.038		34 01:00.387		+02 58.660		+02 01:04.028				34 01:08.878		+02 01:10.893	
				35 01:00.044		+02 79.58		+02 01:04.187		+02 58.868		35 01:01.804		+02 57.095		+02 01:04.288				35 01:08.005		+02 01:08.335	
				36 59.679		+02 80.58		+02 01:03.083		+02 01:00.560		36 02:17.436		+02 59.125		+02 01:04.123				36 01:08.772		+02 01:08.140	
				37 59.474		+02 81.01		+02 01:03.883				37 59.278		+02 59.252		+02 01:06.315				37 01:08.240		+02 01:05.990	
				38 58.001		+02 82.59		+02 01:03.728				38 57.072		+02 59.266		+02 01:04.449				38 01:09.558		+02 01:09.166	
				39 58.861		+02 83.58		+02 01:04.371				39 57.163		+02 82.15		+02 01:03.679				39 01:09.959		+02 01:10.160	
				40 58.696		+02 84.58		+02 01:04.375				40 59.180		+02 84.01		+02 01:07.104				40 01:09.378		+02 01:09.486	
				41 57.393		+02 85.03		+02 01:03.766				41 58.156		+02 85.01		+02 01:03.003		+02 01:04.803		41 01:07.621		+02 01:14.513	



### Endurance Championship 2018 - Eurocup

### Francorchamps BE - Endurance

Race type : Race(sorted by laps and time)

#### Analysis

14° Chickentown RT		15° Les Mijolles		16° RND Racing															
86	01:11.255	+02	01:11.771	42	01:15.997	86	01:10.585	+02	01:09.721	42	01:27.887	86	01:07.832	+02	01:08.031				
87	01:12.177	+02	01:11.781	43	01:14.634	87	01:10.457	+02	01:11.682	43	01:27.507	87	01:04.822	+02	02:16.627				
88	01:10.629	+02	01:13.723	44	01:15.558	88	01:43.741	+02	01:15.339	44	01:27.239	88	01:07.935	+02	01:31.695				
89	01:11.127	+02	01:11.739	45	01:14.948	89	01:17.137	+02	01:09.824	45	02:18.174	89	01:05.729	+02	01:31.357				
90	01:11.563	+02	01:11.700	1	00.000	46	01:15.815	90	01:17.630	+02	01:10.007	46	01:02.851	90	01:07.253	+02	01:32.468		
91	01:09.805	+02	01:12.857	2	01:06.965	47	01:15.284	91	01:16.826	+02	01:13.088	47	59.305	91	01:08.234	+02	01:31.522		
92	01:09.797	+02	01:11.723	3	01:05.445	48	01:15.583	92	01:16.775	+02	01:12.459	48	<b>59.059</b>	92	01:08.032	+02	01:31.618		
93	01:10.436	+02	01:10.953	4	01:04.265	49	01:14.672	93	01:17.424	+02	01:10.733	49	59.553	93	01:14.159	+02	01:30.802		
94	01:11.919	+02	01:10.731	5	01:03.943	50	01:13.797	94	01:18.158	+02	12:11.427	50	59.790	94	01:09.738				
95	01:09.402	+02	01:12.353	6	01:04.046	51	01:14.200	95	01:14.796	+02	01:09.696	51	59.980	95	02:59.174				
96	01:10.625	+02	01:13.490	7	01:04.523	52	01:13.755	96	01:15.241		7	01:00.877	52	01:00.801	96	01:30.199			
97	03:35.263	+02	01:12.072	8	01:04.242	53	01:13.472	97	01:14.651		8	59.692	53	59.859	97	01:30.071			
98	01:16.100	+02	01:10.194	9	01:03.698	54	01:13.426	98	01:15.621		9	59.986	54	59.814	98	01:31.360			
99	01:10.771	+02	01:11.397	10	01:04.511	55	01:13.426	99	01:15.033		10	59.878	55	01:00.175	99	01:29.291			
+02	01:11.680	+02	01:12.314	11	01:04.043	56	01:13.667	+02	01:15.136		11	59.891	56	59.302	+02	01:29.324			
+02	01:15.017	+02	01:15.146	12	01:02.453	57	01:13.197	+02	01:15.862		12	01:00.040	57	59.264	+02	01:30.057			
+02	01:16.574	+02	01:12.392	13	01:02.786	58	01:13.665	+02	01:15.686		13	01:00.138	58	59.280	+02	01:30.379			
+02	01:12.447	+02	01:14.755	14	01:02.669	59	02:20.250	+02	01:16.217		14	59.554	59	59.679	+02	01:30.006			
+02	01:11.486	+02	01:15.333	15	01:02.955	60	01:13.120	+02	01:13.750		15	59.773	60	59.949	+02	01:28.584			
+02	01:13.281			16	01:02.504	61	01:15.317	+02	01:14.939		16	01:00.320	61	01:00.538	+02	01:29.514			
+02	01:11.448			17	01:01.763	62	01:15.317	+02	01:14.342		17	01:00.168	62	01:01.124	+02	01:29.152			
+02	01:12.175			18	01:01.476	63	01:12.672	+02	01:13.833		18	59.830	63	01:02.528	+02	01:30.012			
+02	01:10.076			19	01:01.599	64	01:12.872	+02	01:11.385		19	01:00.456	64	01:02.201	+02	01:28.924			
+02	01:11.733			20	01:01.366	65	01:12.631	+02	01:11.254		20	59.390	65	01:01.475	+02	01:29.133			
+02	01:14.454			21	01:01.265	66	01:13.418	+02	01:14.196		21	01:00.155	66	01:01.572	+02	01:30.568			
+02	01:14.417			22	01:02.153	67	01:14.830	+02	01:12.668		22	02:08.805	67	01:01.372	+02	01:30.636			
+02	01:13.082			23	01:01.251	68	01:12.866	+02	01:12.445		23	01:29.456	68	02:11.008	+02	01:30.056			
+02	01:12.390			24	01:01.303	69	01:12.117	+02	01:13.063		24	01:29.637	69	01:27.512	+02	01:29.737			
+02	01:13.572			25	01:02.419	70	01:14.583	+02	02:40.540		25	01:27.993	70	01:28.445	+02	01:30.409			
+02	01:14.425			26	01:00.885	71	01:11.992	+02	01:12.154		26	01:28.887	71	01:28.947	+02	01:30.567			
+02	01:11.855			27	<b>01:00.843</b>	72	01:11.602	+02	01:11.943		27	01:28.630	72	01:29.635	+02	01:30.437			
+02	01:11.915			28	01:02.100	73	01:12.254	+02	01:11.425		28	01:27.484	73	01:29.136	+02	01:31.673			
+02	01:13.916			29	01:01.221	74	01:10.734	+02	01:11.208		29	01:28.618	74	01:29.515	+02	01:31.665			
+02	01:13.138			30	01:01.365	75	01:12.363	+02	01:11.814		30	01:27.744	75	01:29.134	+02	01:30.554			
+02	01:10.394			31	01:00.862	76	01:11.420	+02	01:11.264		31	01:27.663	76	01:28.271	+02	02:19.930			
+02	01:11.622			32	01:01.144	77	01:11.459	+02	01:11.120		32	01:28.929	77	01:28.512	+02	01:13.772			
+02	01:13.077			33	03:19.725	78	01:11.281	+02	01:12.550		33	01:28.857	78	01:28.485	+02	01:08.810			
+02	01:16.124			34	01:19.251	79	01:13.861	+02	01:10.947		34	01:28.248	79	01:28.556	+02	01:06.941			
+02	01:14.880			35	01:16.277	80	01:11.138	+02	01:12.019		35	01:28.385	80	01:29.934	+02	01:07.824			
+02	01:13.177			36	01:14.736	81	01:12.544	+02	01:11.670		36	01:28.025	81	01:29.788	+02	01:09.677			
+02	01:11.706			37	01:15.267	82	01:10.678	+02	01:12.719		37	01:27.763	82	02:19.815	+02	01:08.730			
+02	01:13.131			38	01:15.179	83	01:12.770	+02	01:11.096		38	01:27.626	83	01:06.639	+02	01:06.677			
+02	01:11.241			39	01:14.674	84	01:12.356	+02	01:11.622		39	01:28.388	84	01:04.002	+02	01:07.839			
+02	01:10.644			40	01:13.856	85	01:11.164	+02	01:09.945		40	01:28.276	85	01:03.727	+02	01:08.773			
				41	01:16.727						41	01:27.603							



### Endurance Championship 2018 - Eurocup

### Francorchamps BE - Endurance

Race type : Race(sorted by laps and time)

#### Analysis

17°		18°		19°		20°	
AKA Racing	Pumba RT	ATH Lift	Team TSR				
86 01:11.319	42 01:07.593	42 58.914	86 01:02.987	42 01:08.212	86 01:08.584	42 01:00.217	
87 01:07.460	43 01:06.933	43 59.810	87 01:03.253	43 01:06.221	87 01:08.890	43 58.991	
88 01:08.185	44 01:06.438	44 01:00.482	88 01:03.879	44 01:05.349	88 01:09.218	44 58.645	
89 01:08.599	45 01:06.915	45 59.093	89 01:04.198	45 01:07.206	89 01:10.199	45 59.471	
90 01:09.512	46 01:06.131	46 01:01.754	90 01:03.222	46 01:06.740	90 01:11.393	46 58.108	
91 01:06.150	47 01:06.886	47 58.104	91 01:05.715	47 01:06.771	91 01:11.696	47 57.810	
92 01:08.728	48 01:07.589	48 57.709	92 02:52.542	48 01:05.743	92 01:16.616	48 58.751	
93 01:07.937	49 01:07.816	49 58.747	93 01:02.419	49 01:04.678	93 01:41.211	49 06:44.547	
94 01:07.856	50 01:58.673	50 57.824	94 59.008	50 01:06.362	50 01:05.918	50 58.425	
95 01:07.276	51 01:08.679	51 58.363	95 58.845	51 01:05.918	51 01:06.918	51 58.897	
96 03:00.154	52 01:04.653	52 59.113	96 59.883	52 01:10.921	52 01:10.921	52 56.255	
97 01:06.982	53 01:02.817	53 58.135	97 58.421	53 01:08.592	53 01:08.091	53 56.386	
98 01:05.848	54 01:01.162	54 57.137	98 58.229	54 01:08.392	54 01:08.091	54 55.356	
99 01:06.677	55 59.665	55 59.501	99 58.364	55 01:08.809	55 01:08.809	55 55.043	
+02 03:58.995	56 59.974	56 56.922	+02 57.535	56 01:14.710	56 01:14.710	56 03:24.766	
+02 03:12.533	12 01:00.895	12 57.842	12 01:08.259	57 01:06.496	57 01:06.496	57 01:17.644	
+02 01:04.520	13 01:02.923	13 57.457	13 01:08.212	58 01:07.362	58 01:07.362	58 57.634	
+02 01:17.793	14 01:01.539	14 57.298	14 01:10.698	59 01:07.362	59 01:07.362	59 57.522	
	15 01:03.910	15 56.246	15 01:07.965	60 01:05.995	60 01:05.995	60 56.984	
	16 01:02.690	16 56.794	16 01:07.942	61 01:07.022	61 01:07.022	61 57.379	
	17 01:02.116	17 55.873	17 01:08.584	62 01:07.763	62 01:07.763	62 58.619	
	18 03:50.029	18 55.686	18 01:09.285	63 01:08.341	63 01:08.341	63 58.990	
	19 01:05.685	19 55.758	19 01:08.057	64 04:05.750	64 04:05.750	64 57.003	
	20 01:01.145	20 56.353	20 01:07.334	65 01:10.661	65 01:10.661	65 01:41.109	
	21 01:01.335	21 56.476	21 01:07.517	66 01:09.626	66 01:09.626	66 01:03.062	
	22 01:00.590	22 56.904	22 01:07.240	67 01:08.616	67 01:08.616	67 59.404	
	23 01:01.500	23 57.866	23 01:08.315	68 01:08.567	68 01:08.567	68 59.626	
	24 01:00.902	24 56.857	24 01:07.539	69 01:10.157	69 01:10.157	69 59.965	
	25 01:01.356	25 55.763	25 01:08.297	70 01:08.854	70 01:08.854	70 59.279	
	26 01:00.824	26 57.067	26 01:09.003	71 01:08.876	71 01:08.876	71 01:01.112	
	27 59.786	27 57.364	27 01:11.274	72 01:08.509	72 01:08.509	72 04:52.134	
	28 59.807	28 56.181	28 01:08.623	73 01:09.500	73 01:09.500	73 01:07.056	
	29 59.297	29 55.889	29 01:08.851	74 01:09.131	74 01:09.131	74 01:04.910	
	30 01:00.227	30 56.253	30 01:08.383	75 01:08.720	75 01:08.720	75 01:05.202	
	31 01:06.456	31 56.000	31 01:07.439	76 01:07.497	76 01:07.497	76 01:03.107	
	32 59.137	32 56.623	32 01:08.120	77 01:10.024	77 01:10.024	33 01:07.594	
	33 01:01.234	33 02:57.217	33 01:08.552	78 01:09.553	78 01:09.553	34 01:08.466	
	34 02:24.044	34 01:03.419	34 01:08.563	79 01:08.162	79 01:08.162	35 01:05.598	
	35 01:14.445	35 01:00.293	35 03:36.723	80 01:08.393	80 01:08.393	36 01:06.299	
	36 01:10.865	36 58.539	36 01:09.105	81 01:08.653	81 01:08.653	37 01:04.427	
	37 01:08.595	37 01:01.946	37 01:08.177	82 01:09.587	82 01:09.587	38 01:05.204	
	38 01:07.764	38 01:01.599	38 01:06.528	83 01:08.424	83 01:08.424	39 03:01.906	
	39 01:07.772	39 58.740	39 01:06.822	84 01:09.111	84 01:09.111	40 01:02.947	
	40 01:07.464	40 58.763	40 01:06.950	85 01:12.574	85 01:12.574	41 59.394	
	41 01:06.208	41 01:00.077	41 01:07.641				



## Endurance Championship 2018 - Eurocup

Event best laps

Pos	N°	Racer	Nat.	Federation	Country	Make	Class	Category	Club	Team	Run of reference	Best Lap
1	996	B2 Plastic	DE	.	.	..	K8 Endu	.	.	Francorchamps BE	Endurance	51.155
2	171	HK 3	DE	.	.	..	K8 Endu	.	.	Francorchamps BE	Endurance	52.217
3	161	Philman team	BE	.	.	..	Endu 25	.	.	Francorchamps BE	Endurance	52.409
4	1	Team JRT	FR	.	.	..	Endu 25	.	.	Francorchamps BE	Endurance	52.551
5	36	Romy Racing Team	BE	.	.	..	Endu 25	.	.	Francorchamps BE	Endurance	52.552
6	122	GT Racing	DE	.	.	..	K8 Endu	.	.	Francorchamps BE	Endurance	53.169
7	11	Team Iatrakis 11 23	BE	.	.	..	Endu 25	.	.	Francorchamps BE	Chrono - Endurance	54.335
8	20	2RS Performance	DE	.	.	..	K8 Endu	.	.	Francorchamps BE	Endurance	54.700
9	47	Team TSR	DE	.	.	..	Endu 25	.	.	Francorchamps BE	Endurance	55.043
10	58	Naisstagram RT	DE	.	.	..	Endu 15	.	.	Francorchamps BE	Endurance	55.577
11	68	Pumba RT	DE	.	.	..	K8 Endu	.	.	Francorchamps BE	Endurance	55.686
12	8	Avalanche	BE	.	.	..	Endu 25	.	.	Francorchamps BE	Chrono - Endurance	55.949
13	12	Soulle Racing	LU	.	.	..	Endu 25	.	.	Francorchamps BE	Endurance	56.523
14	24	THP Racing Team 24 50	FR	.	.	..	Endu 15	.	.	Francorchamps BE	Chrono - Endurance	56.540
15	109	AKA Racing 109 38 28	DE	.	.	..	Endu 25	.	.	Francorchamps BE	Endurance	58.830
16	5	Les Mijolles	BE	.	.	..	Endu 15	.	.	Francorchamps BE	Endurance	59.059
17	3	R N D Racing	DE	.	.	..	K8 Endu	.	.	Francorchamps BE	Endurance	01:00.406
18	27	Chickentown RT	DE	.	.	..	K8 Endu	.	.	Francorchamps BE	Endurance	01:00.843
19	158	Sichi	DE	.	.	..	Endu 15	.	.	Francorchamps BE	Endurance	01:04.354
20	35	ATH Lift	BE	.	.	..	Endu 15	.	.	Francorchamps BE	Endurance	01:04.678



## Championship 2018 - Belgian Grand Prix

Event best laps

Pos	N°	Racer	Nat.	Federation	Country	Make	Class	Category	Club	Team	Run of reference	Best Lap
1	87	Roufs Sarik	NL	*	*	*	K3 Exper	*	*	Francorchamps BE	Race 2 - Klasse 3	49.541
2	7	Van Denderen Timmy	BE	*	*	*	K3 Exper	*	Thundering	Francorchamps BE	Race 1 - Klasse 3	49.773
3	68	Van Den Borne Jeroen	NL	*	*	*	RR	*	*	Francorchamps BE	Chrono 2 - Klasse 6	50.205
4	58	Harder Marc	DE	*	*	*	K3 Exper	*	*	Francorchamps BE	Race 2 - Klasse 3	50.352
5	11	Geuw Maikel	NL	*	*	*	RR	*	*	Francorchamps BE	Race 1 - Klasse 6	50.369
6	99	Buytaert Wim	BE	*	*	*	RR	*	*	Francorchamps BE	Race 1 - Klasse 6	50.424
7	16	Minnen Henk	NL	*	*	*	K3 Exper	*	*	Francorchamps BE	Race 1 - Klasse 3	50.658
8	54	Cothaut Mathieu	FR	*	*	*	K3 Exper	*	*	Francorchamps BE	Race 2 - Klasse 3	50.784
9	41	Van Baet Eric	BE	*	*	*	85sm Cu	*	*	Francorchamps BE	Race 2 - Klasse 4	50.897
10	96	Lukas Andreas	DE	*	*	*	K3 Exper	*	*	Francorchamps BE	Race 2 - Klasse 3	50.917
11	84	Van Den Geothergh Zonta	NL	*	*	*	Moto 4	*	*	Francorchamps BE	Race 2 - Klasse 4	51.002
12	1	Van Hove Johan	BE	*	*	*	RR	*	Primoracing	Francorchamps BE	Race 2 - Klasse 6	51.007
13	31	Badie Levi	BE	*	*	*	85sm Cu	*	*	Francorchamps BE	Race 2 - Klasse 4	51.056
14	25	Dersch Nils	DE	*	*	*	K3 Exper	*	*	Francorchamps BE	Race 2 - Klasse 3	51.113
15	118	Borowski Patrick	DE	*	*	*	K3 Exper	*	*	Francorchamps BE	Race 2 - Klasse 3	51.220
16	29	Roels Frank	BE	*	*	*	RR	*	MXD Racing	Francorchamps BE	Chrono 2 - Klasse 6	51.242
17	161	Benali Manu	BE	*	*	*	85sm Cu	*	*	Francorchamps BE	Race 2 - Klasse 4	51.253
18	58	Ledue Adrien	BE	*	*	*	85sm Cu	*	LDC Productions	Francorchamps BE	Race 1 - Klasse 4 RESTART	51.492
19	5	Kill Edwin	NL	*	*	*	Seotier	*	*	Francorchamps BE	Race 1 - Klasse 3	51.730
20	169	Ong Yannick	NL	*	*	*	K3 Exper	*	*	Francorchamps BE	Race 1 - Klasse 3	51.764
21	18	Breugsehemke Marc	DE	*	*	*	K3 Exper	*	*	Francorchamps BE	Race 2 - Klasse 3	51.863
22	111	Pohl Kevin	DE	*	*	*	K3 Exper	*	*	Francorchamps BE	Race 2 - Klasse 3	51.934
23	36	Cools Niels	BE	*	*	*	RR	*	*	Francorchamps BE	Race 2 - Klasse 6	52.224
24	18	Pas Jeffrey	NL	*	*	*	Moto 4	*	Pas RT	Francorchamps BE	Race 1 - Klasse 4 RESTART	52.495
25	11	Falkowski Chris	DE	*	*	*	K2 Susp	*	*	Francorchamps BE	Race 1 - Klasse 2	52.939
26	40	Schroder Mirko	DE	*	*	*	K2 Susp	*	*	Francorchamps BE	Race 2 - Klasse 2	53.007
27	64	Saek Tommie	NL	*	*	*	K2 Susp	*	*	Francorchamps BE	Race 2 - Klasse 2	53.051
28	25	Caenen Mike	BE	*	*	*	85sm Cu	*	Sure RT	Francorchamps BE	Race 2 - Klasse 4	53.146
29	11	Iatrakis Ilias	BE	*	*	*	85sm Cu	*	*	Francorchamps BE	Race 2 - Klasse 4	53.182
30	158	Van der Meij Wieze	NL	*	*	*	K2 Susp	*	*	Francorchamps BE	Race 2 - Klasse 2	53.214
31	79	Louppe Romain	BE	*	*	*	85sm Cu	*	LMW Racing	Francorchamps BE	Chrono 2 - Klasse 4	53.278
32	36	Vankerkhoven Michael	BE	*	*	*	Moto 4	*	*	Francorchamps BE	Race 2 - Klasse 4	53.332
33	76	Beehuus Julian	DE	*	*	*	K2 Susp	*	*	Francorchamps BE	Race 2 - Klasse 2	53.335
34	43	Hulin Kevin	BE	*	*	*	85sm Cu	*	*	Francorchamps BE	Race 2 - Klasse 4	53.379
35	61	Corviant Loic	BE	*	*	*	85sm Cu	*	*	Francorchamps BE	Race 2 - Klasse 4	53.520
36	87	Durcher Stefan	DE	*	*	*	K1 Rooki	*	*	Francorchamps BE	Race 2 - Klasse 1	53.567
37	98	Richter Rene	DE	*	*	*	K2 Susp	*	*	Francorchamps BE	Race 2 - Klasse 2	53.676
38	13	Sperling Sascha	DE	*	*	*	K2 Susp	*	*	Francorchamps BE	Chrono 2 - Klasse 2	53.828
39	32	Apotel Gabriel	DE	*	*	*	K2 Susp	*	*	Francorchamps BE	Race 2 - Klasse 2	53.974
40	71	Frenmler Michael	DE	*	*	*	K2 Susp	*	*	Francorchamps BE	Race 1 - Klasse 2	54.075
41	6	De Jong Thomas	NL	*	*	*	K2 Susp	*	*	Francorchamps BE	Race 2 - Klasse 2	54.140





## Championship 2018 - Belgian Grand Prix

Event best laps

Pos	N°	Racer	Nat.	Federation	Country	Make	Class	Category	Club	Team	Run of reference	Best Lap
42	31	Badie Levi	BE	.	.	..	Yann 125	.	.	Francorchamps BE	Race 1 - Klasse 5	54.161
43	33	Schmitt Carsten	DE	.	.	..	K1 Rooki	.	.	Francorchamps BE	Chrono 2 - Klasse 1	54.176
44	54	Satici Galip	NL	.	.	..	Yann 125	.	.	Francorchamps BE	Race 1 - Klasse 5	54.505
45	65	Sterk Guus	NL	.	.	..	K2 Susp	.	.	Francorchamps BE	Race 1 - Klasse 2	54.607
46	422	Quebeman Steffen	DE	.	.	..	K1 Rooki	.	.	Francorchamps BE	Race 1 - Klasse 1	54.633
47	19	Schnelle Dustin	DE	.	.	..	K1 Rooki	.	.	Francorchamps BE	Race 1 - Klasse 1	54.721
48	143	De Wit Lorenz	DE	.	.	..	K1 Rooki	.	.	Francorchamps BE	Chrono 2 - Klasse 1	54.899
49	249	D Alessandro Denis	DE	.	.	..	K1 Rooki	.	.	Francorchamps BE	Race 1 - Klasse 1	54.955
50	8	De Backer Gullian	BE	.	.	..	Moto 4	.	.	Francorchamps BE	Race 2 - Klasse 4	55.032
51	41	Dekkers Loris	BE	.	.	..	JuniorGP	.	.	Francorchamps BE	Chrono 1 - Klasse 5	55.094
52	30	Brouwer Joost	NL	.	.	..	Scooter	.	.	Francorchamps BE	Race 1 - Klasse 3	55.160
53	48	Kriber Florian	DE	.	.	..	K2 Susp	.	.	Francorchamps BE	Race 1 - Klasse 2	55.165
54	13	Van Liere Jeroen	NL	.	.	..	Scooter	.	.	Francorchamps BE	Race 1 - Klasse 3	55.181
55	79	Hasenberg Thomas	DE	.	.	..	K4 SuMa	.	.	Francorchamps BE	Chrono 2 - Klasse 2	55.196
56	52	Caenen Kjen	BE	.	.	..	Yann 125	.	.	Francorchamps BE	Race 1 - Klasse 5	55.202
57	85	Ditthar Alexander	DE	.	.	..	K2 Susp	.	.	Francorchamps BE	Race 1 - Klasse 2	55.276
58	24	Chauveau Ryan	FR	.	.	..	MiniGP	.	.	Francorchamps BE	Race 2 - Klasse 5	55.458
59	44	Collard Ludo	BE	.	.	..	85sm Cu	.	.	Francorchamps BE	Race 2 - Klasse 4	55.491
60	421	Schurgens Daniel	DE	.	.	..	K1 Rooki	.	.	Francorchamps BE	Chrono 1 - Klasse 1	55.506
61	91	De Blasi Gianluca	DE	.	.	..	K4 SuMa	.	.	Francorchamps BE	Race 2 - Klasse 2	55.524
62	101	Loibl Sebastian	DE	.	.	..	K2 Susp	.	.	Francorchamps BE	Race 1 - Klasse 2	55.544
63	37	Heyndrickx Thibault	BE	.	.	..	MiniGP	.	.	Francorchamps BE	Race 1 - Klasse 5	55.579
64	14	Doornthal Sven	NL	.	.	..	Yann 125	.	.	Francorchamps BE	Race 2 - Klasse 5	55.780
65	47	Huskas Sasha	DE	.	.	..	K1 Rooki	.	.	Francorchamps BE	Race 1 - Klasse 1	55.809
66	19	Weissensee Lars	DE	.	.	..	JuniorGP	.	.	Francorchamps BE	Race 2 - Klasse 5	55.815
67	54	Vanore Federico	DE	.	.	..	K1 Rooki	.	.	Francorchamps BE	Race 2 - Klasse 1	55.847
68	12	Louppe Thomas	BE	.	.	..	Yann 125	.	.	Francorchamps BE	Race 2 - Klasse 5	55.874
69	35	De Groof Lloyd	BE	.	.	..	Yann 125	.	.	Francorchamps BE	Race 2 - Klasse 5	55.882
70	98	Vanneste Bratley	BE	.	.	..	Yann 125	.	.	Francorchamps BE	Race 2 - Klasse 5	55.957
71	123	Heckel Nick	DE	.	.	..	K1 Rooki	.	.	Francorchamps BE	Race 2 - Klasse 1	56.040
72	6	Fourez Cyril	BE	.	.	..	K3 Exper	.	.	Francorchamps BE	Race 1 - Klasse 3	56.101
73	117	Pufahl Lars	DE	.	.	..	K1 Rooki	.	.	Francorchamps BE	Race 1 - Klasse 1	56.668
74	38	Sente Jerome	BE	.	.	..	85sm Cu	.	.	Francorchamps BE	Race 1 - Klasse 4 RESTART	56.689
75	212	Helmgies Christian	DE	.	.	..	K1 Rooki	.	.	Francorchamps BE	Race 2 - Klasse 1	56.743
76	37	Hering Maik	DE	.	.	..	K1 Rooki	.	.	Francorchamps BE	Race 2 - Klasse 1	56.906
77	116	Treien Andreas	BE	.	.	..	MiniGP	.	.	Francorchamps BE	Race 2 - Klasse 5	57.033
78	26	Alles Joshua	DE	.	.	..	K1 Rooki	.	.	Francorchamps BE	Race 1 - Klasse 1	57.069
79	158	Brzeski Nils	DE	.	.	..	MiniGP	.	.	Francorchamps BE	Race 2 - Klasse 5	57.191
80	3	Clemente Gerard	BE	.	.	..	RR	.	.	Francorchamps BE	Race 2 - Klasse 6	57.196
81	10	Haake Rainer	DE	.	.	..	K1 Rooki	.	.	Francorchamps BE	Race 1 - Klasse 1	57.359
82	39	Johanson Mike	DE	.	.	..	K1 Rooki	.	.	Francorchamps BE	Race 2 - Klasse 1	57.658



## Championship 2018 - Belgian Grand Prix

Event best laps

Pos	N°	Racer	Nat.	Federation	Country	Make	Class	Category	Club	Team	Run of reference	Best Lap
83	5	Jackers Yoann	BE				MiniGP			Francorchamps BE	Race 2 - Klasse 5	57.657
84	888	Klingenberg Nils	DE				K1 Rooki			Francorchamps BE	Race 2 - Klasse 1	57.860
85	66	Dracht Dustin Miles	DE				K1 Rooki			Francorchamps BE	Race 1 - Klasse 1	57.948
86	5	Rappe Apolline	BE				MiniGP			Francorchamps BE	Race 2 - Klasse 5	58.067
87	16	Lallemand Jonathan	BE				MiniGP			Francorchamps BE	Race 1 - Klasse 5	58.275
88	42	Neufang Norman	DE				K1 Rooki			Francorchamps BE	Chrono 1 - Klasse 1	58.417
89	313	Trieb Marcel	DE				K1 Rooki			Francorchamps BE	Race 2 - Klasse 1	59.009
90	93	Herman Thomas	BE				Moto 4			Francorchamps BE	Chrono 2 - Klasse 4	59.060
91	93	Hannot Olivier	BE				JuniorGP			Francorchamps BE	Race 1 - Klasse 5	59.479
92	24	Prunier Gaetan	FR				HC			Francorchamps BE	Chrono 2 - Klasse 7	59.883
93	97	Woelle Werner	DE				K1 Rooki			Francorchamps BE	Race 1 - Klasse 1	01:01.007
94	411	Schiller Christian	DE				K1 Rooki			Francorchamps BE	Race 2 - Klasse 1	01:01.465
95	55	Dufrane Hugo	BE				JuniorGP			Francorchamps BE	Race 1 - Klasse 5	01:02.098
96	8	Dekken Cody	DE				K1 Rooki			Francorchamps BE	Race 1 - Klasse 1	01:02.334
97	26	Calcus Kevin	BE				JuniorGP			Francorchamps BE	Race 1 - Klasse 5	01:02.625
98	6	Kipping Guido	NL				K1 Rooki			Francorchamps BE	Race 2 - Klasse 1	01:03.279
99	4	Mayerle Michael	DE				K1 Rooki			Francorchamps BE	Race 1 - Klasse 1	01:03.614
100	7	Mahoudeau Axel	FR				GP-10			Francorchamps BE	Race 2 - Klasse 7	01:04.842
101	7	Tiart Alexis	BE				HC			Francorchamps BE	Race 2 - Klasse 7	01:06.294
102	5	Masson Miro	BE				Pocket J			Francorchamps BE	Race 2 - Klasse 7	01:06.801
103	12	Bosmans Nathan	BE				Pocket J			Francorchamps BE	Race 2 - Klasse 7	01:07.881
104	92	Wolle Max	DE				K1 Rooki			Francorchamps BE	Race 1 - Klasse 1	01:09.301
105	26	Calcus Kevin	BE				FEP			Francorchamps BE	Race 2 - Klasse 7	01:09.776
106	8	Daubechies Luca	BE				GP-10			Francorchamps BE	Chrono 2 - Klasse 7	01:10.034
107	887	Pipart Tom	BE				FEP			Francorchamps BE	Race 1 - Klasse 7	01:13.197
108	17	Hannot Tiziano	BE				FEP			Francorchamps BE	Race 1 - Klasse 7	01:13.262
109	4	Durant Clement	BE				FEP			Francorchamps BE	Race 2 - Klasse 7	01:14.487
110	112	Knop Josi	DE				GP-10			Francorchamps BE	Race 2 - Klasse 7	01:17.156
111	93	Cortvint Leny	BE				FEP			Francorchamps BE	Race 2 - Klasse 7	01:29.331